



**SEASONAL  
LIVING<sup>®</sup>**

2024 Indoor | Outdoor Catalog









# SEASONAL LIVING®

2023 Indoor | Outdoor Catalog

## COLLECTIONS

---

<b>Archipelago Collection</b>	<b>6</b>
<b>Ceramic Furniture Collection</b>	<b>42</b>
Ceramic Tables & Accents	46
Provenance Signature Collection by Laura Muller	58
<b>Ceramic Planters &amp; Vases Collection</b>	<b>76</b>
<b>Explorer Collection</b>	<b>84</b>
<b>Fizz Collection</b>	<b>104</b>
Grand Royal	108
Imperial Spritz	116
Julep	130
Mimosa Tropicale	138
<b>Perpetual Collection</b>	<b>144</b>
Perpetual	148
Perpetual Joy	166
Perpetual Teak	174
<b>Provenance Signature Collection by Laura Muller</b>	<b>188</b>
Ceramic Furniture	188
Fiber Reinforced Polymer (FRP) Furniture	208
Synthetic Wicker Furniture	226



Learn more about  
Seasonal Living

## LOOK FOR THESE ICONS THROUGHOUT THE CATALOG

---



**AVAILABLE BY  
SPECIAL ORDER ONLY**

Item is available by  
special order only.



**THIS ITEM SHIPS  
VIA UPS OR FEDEX**

Item is available to ship via  
UPS or FedEx. Ask for details.



**FIZZ FABRICS ARE  
ENVIRONMENTALLY SENSITIVE**

Our Fizz fabric collection  
is eco-friendly.

















ARCHIPELAGO COLLECTION



# ARCHIPELAGO



## RICH FABRIC TEXTURES

Textured and visually interesting fabrics are stocked with each product. But, if you are wanting custom options, consider our wide range of fabric upgrades.



## PERFECTLY SQUISHY

Soft comfortable foam with water barrier.



## NO MUSS NO FUSS

Hate assembling anything? This collection has your name on it. Open the box, take it out and sit down.



## PACKAGED TO DO BATTLE

New and reinforced outer packaging to fight the FedEx Forces means we go to battle to deliver stunning furniture with limited carrier damage.



## HIGH-QUALITY POLYPROPYLENE

Our "Super Braid" highly-durable polypropylene weaves provide for longevity and style.



## WOVEN TO PERFECTION

Generational Archipelago weaving skills have taught us a thing or two about sophisticated and beautiful weaves.







### ECO-FRIENDLY

Polypropylene weave material can be recycled at least four times.



### BEAUTIFUL SOPHISTICATED ALUMINUM FRAMES

A wide array of neutral, high-quality powder-coated frames provide you with choice and flexibility. There's something for **IN or OUTdoors**, whatever your needs.



### EXCEPTIONAL DEEP SEATING COMFORT

Thick regular foam seat cores wrapped in our 'raincoat' provide the soft ride of indoor seating with the promise of carefree outdoor living.



### WASH N BLO

Are you the type who likes less fuss? Easy care materials make this a tropical breeze.



### WE DON'T MIX OUR PS & QS

When it comes to comfort, our hand-woven polypropylene is not only durable, it's designed for seating comfort to cushion and support.



### TINY CRAFTSMANSHIP DETAILS

Glides perfectly positioned to make sure that your ride is well protected.



### CONTRACT READY FRAMES

Our frames meet contract standards.





# Archipelago Collection

WOVEN AND SYNTHETIC FURNITURE



## ANTILLES LOUNGE CHAIR

ITEM NUMBER	620FT017P2DGT
DIMENSIONS (IN)	NET 32 W 30 D 33 H SEAT WIDTH 24 SEAT DEPTH 24 SEAT HEIGHT 16.5 ARM HEIGHT 22.5 GROSS 33 W 32 D 35 H
DIMENSIONS (CM)	NET 81.5 W 76 D 84 H SEAT WIDTH 61 SEAT DEPTH 61 SEAT HEIGHT 42 ARM HEIGHT 57 GROSS 84 W 81.5 D 89 H
WEIGHT	NET 32 LB GROSS 54 LB   NET 14.5 KG GROSS 24.5 KG
VOLUME	31.4 CBF .89 CBM
MATERIALS	Dark Gray powder-coated aluminum frame, Cardamom Taupe polypropylene rope weave, nylon glides; regular foam seat cushion with raincoat, crushed QuickDry foam back pillow, Regency Taupe polyester zippered covers
NOTES	Commercial grade, suitable for outdoor use Includes 1 seat cushion, 1 back cushion Ships in 1 carton box



 **SEASONAL LIVING®**

TEL 512-554-5738 FAX 512-681-9188 WEB SeasonalLiving.com

Visit SeasonalLiving.com for complete product information. Seasonal Living reserves the right to make minor design changes and to discontinue items, materials and/or colors without notice. Printed colors cannot be guaranteed for accuracy.

Learn more about our Accidental Damage Warranty at [bit.ly/SL-ADW](https://bit.ly/SL-ADW)





### ANTILLES 3-SEAT SOFA

ITEM NUMBER	620FT016P2DGT
DIMENSIONS (IN)	NET 78 W 30 D 33 H SEAT WIDTH 69.5 SEAT DEPTH 24 SEAT HEIGHT 16.5 ARM HEIGHT 22.5 GROSS 80 W 32 D 30 H
DIMENSIONS (CM)	NET 198 W 76 D 84 H SEAT WIDTH 176.5 SEAT DEPTH 61 SEAT HEIGHT 42 ARM HEIGHT 57 GROSS 203 W 81.5 D 76 H
WEIGHT	NET 64 LB GROSS 82.5 LB   NET 29 KG GROSS 37.5 KG
VOLUME	36.4 CBF 1.03 CBM
MATERIALS	Dark Gray powder-coated aluminum frame, Cardamom Taupe polypropylene rope weave, nylon glides; regular foam seat cushion with raincoat, crushed QuickDry foam back pillows, Regency Taupe polyester zippered covers
NOTES	Commercial grade, suitable for outdoor use Includes 1 seat cushion, 3 back cushions Ships in 1 carton box



TEL 512-554-5738 FAX 512-681-9188 WEB SeasonalLiving.com

Visit SeasonalLiving.com for complete product information. Seasonal Living reserves the right to make minor design changes and to discontinue items, materials and/or colors without notice. Printed colors cannot be guaranteed for accuracy.

Learn more about our Accidental Damage Warranty at [bit.ly/SL-ADW](https://bit.ly/SL-ADW)



# Archipelago Collection

WOVEN AND SYNTHETIC FURNITURE



## ATLANTIS IN-POOL CHAISE

ITEM NUMBER	A6208457012 SET OF 2
DIMENSIONS (IN)	NET 26W 62D 32.5H SEAT WIDTH 26 GROSS SET OF 2 28W 75D 34H
DIMENSIONS (CM)	NET 66W 157.5D 82.5H SEAT WIDTH 66 GROSS SET OF 2 71W 157.5D 86.5H
WEIGHT	NET 43LB GROSS SET OF 2 118.5LB   NET 19.5KG GROSS SET OF 2 54KG
VOLUME	23.3CBF .66CBM
MATERIALS	Light Gray powder-coated aluminum frame, Warm Gray polyethylene weave, polyurethane foam head cushion with Ateja Cartenza 164 zippered cover, black nylon glides
NOTES	Commercial grade, suitable for outdoor use Sold as set of 2 Includes head cushion Set of 2 ships in 1 carton box



Place Atlantis in a shallow area of your pool to lounge in comfort.



TEL 512-554-5738 FAX 512-681-9188 WEB SeasonalLiving.com

Visit SeasonalLiving.com for complete product information. Seasonal Living reserves the right to make minor design changes and to discontinue items, materials and/or colors without notice. Printed colors cannot be guaranteed for accuracy.

Learn more about our Accidental Damage Warranty at [bit.ly/SL-ADW](https://bit.ly/SL-ADW)





**BALTIC 180° SWIVEL CHAIR**

<b>ITEM NUMBER</b>	A50425021 SET OF 2
<b>DIMENSIONS (IN)</b>	NET 26W 28D 33H SEAT WIDTH 24 SEAT DEPTH 24 SEAT HEIGHT 17 GROSS SET OF 2 34W 28D 35H
<b>DIMENSIONS (CM)</b>	NET 66W 72D 84H SEAT WIDTH 62 SEAT DEPTH 62 SEAT HEIGHT 43 GROSS SET OF 2 86W 72D 89H
<b>WEIGHT</b>	NET 37 LB GROSS SET OF 2 86 LB   NET 17 KG GROSS SET OF 2 39 KG
<b>VOLUME</b>	SET OF 2 19 CBF 1 CBM
<b>MATERIALS</b>	Warm Taupe powder-coated steel frame, Warm Taupe polypropylene rope weave, nylon glides; regular foam seat cushion with raincoat, Equatorial Drift Olefin zippered cover
<b>NOTES</b>	Commercial grade, suitable for outdoor use Sold as set of 2 Set of 2 ships in 1 carton box



TEL 512-554-5738 FAX 512-681-9188 WEB SeasonalLiving.com

Visit SeasonalLiving.com for complete product information. Seasonal Living reserves the right to make minor design changes and to discontinue items, materials and/or colors without notice. Printed colors cannot be guaranteed for accuracy.

Learn more about our Accidental Damage Warranty at [bit.ly/SL-ADW](https://bit.ly/SL-ADW)











# HEBRIDES

CREATE YOUR OWN SECTIONAL

---







---

EASILY SCALES FROM  
INTIMATE ARRANGEMENTS  
TO CONTRACT SPECIFICATIONS





## HEBRIDES LOUNGE CHAIR

ITEM NUMBER	620FT031P2JB
DIMENSIONS (IN)	NET 37 W 35 D 32 H SEAT WIDTH 20 SEAT DEPTH 23 SEAT HEIGHT 17.5 ARM HEIGHT 28 GROSS 39 W 37 D 34 H
DIMENSIONS (CM)	NET 94 W 89 D 81.5 H SEAT WIDTH 51 SEAT DEPTH 58.5 SEAT HEIGHT 44.5 ARM HEIGHT 71 GROSS 99 W 94 D 86.5 H
WEIGHT	NET 40 LB GROSS 82.5 LB   NET 18 KG GROSS 20 KG
VOLUME	36.4 CBF 1.03 CBM
MATERIALS	Javanese Nut Brown powder-coated aluminum frame, nylon glides; mixed-crushed fast dry foam cushion, Regency Carrion Collection Wheat spun polyester zippered cover
NOTES	Commercial grade, suitable for outdoor use  Includes single cushion that folds to create seat, back and side cushions  Ships in 1 carton box



Scan to watch a video about installing the Hebrides cushion.

[SeasonalLiving.com/hebrides-cushion](https://SeasonalLiving.com/hebrides-cushion)



TEL 512-554-5738 FAX 512-681-9188 WEB [SeasonalLiving.com](https://SeasonalLiving.com)

Visit [SeasonalLiving.com](https://SeasonalLiving.com) for complete product information. Seasonal Living reserves the right to make minor design changes and to discontinue items, materials and/or colors without notice. Printed colors cannot be guaranteed for accuracy.

Learn more about our Accidental Damage Warranty at [bit.ly/SL-ADW](https://bit.ly/SL-ADW)





Combine Hebrides pieces to  
CREATE YOUR OWN CUSTOM SECTIONAL

### HEBRIDES SECTIONAL ARMLESS CHAIR

ITEM NUMBER	A620230001
DIMENSIONS (IN)	NET 30 W 30 D 34 H SEAT WIDTH 30 SEAT DEPTH 23 SEAT HEIGHT 19 GROSS 32 W 32 D 36 H
DIMENSIONS (CM)	NET 76 W 76 D 87 H SEAT WIDTH 76 SEAT DEPTH 58 SEAT HEIGHT 48 GROSS 82 W 82 D 92 H
WEIGHT	NET 32 LB GROSS 45 LB   NET 15 KG GROSS 20 KG
VOLUME	40 CBF 1.1 CBM
MATERIALS	Javanese Nut Brown powder-coated aluminum frame, nylon glides; mixed-crushed fast dry foam cushion, Regency Carrion Collection Wheat spun polyester zippered cover with Velcro loops
NOTES	Commercial grade, suitable for outdoor use Includes single cushion that folds to create seat and back cushions Includes modular connector: Combine with our Hebrides Corner Chair and Ottoman options to create your own custom sectional Ships in 1 carton box



Scan to watch a video about  
installing the Hebrides cushion.

[SeasonalLiving.com/hebrides-cushion](https://SeasonalLiving.com/hebrides-cushion)



TEL 512-554-5738 FAX 512-681-9188 WEB [SeasonalLiving.com](https://SeasonalLiving.com)

Visit [SeasonalLiving.com](https://SeasonalLiving.com) for complete product information.  
Seasonal Living reserves the right to make minor design changes and to discontinue items, materials and/or colors without notice. Printed colors cannot be guaranteed for accuracy.

Learn more about our Accidental  
Damage Warranty at [bit.ly/SL-ADW](https://bit.ly/SL-ADW)





### HEBRIDES SECTIONAL CORNER CHAIR

ITEM NUMBER	A620230002
DIMENSIONS (IN)	NET 30 W 30 D 34 H SEAT WIDTH 23 SEAT DEPTH 23 SEAT HEIGHT 19 GROSS 32 W 32 D 36 H
DIMENSIONS (CM)	NET 76 W 76 D 86.5 H SEAT WIDTH 58 SEAT DEPTH 58 SEAT HEIGHT 48 GROSS 82 W 82 D 92 H
WEIGHT	NET 41 LB GROSS 55 LB   NET 18.5 KG GROSS 25 KG
VOLUME	40 CBF 1.1 CBM
MATERIALS	Javanese Nut Brown powder-coated aluminum frame, nylon glides; mixed-crushed fast dry foam cushion, Regency Carrion Collection Wheat spun polyester zippered cover with Velcro loops
NOTES	Commercial grade, suitable for outdoor use  Includes single cushion that folds to create seat, back and side cushions  Includes modular connector: Combine with our Hebrides Armless Chair and Ottoman options to create your own custom sectional  Ships in 1 carton box



Combine Hebrides pieces to  
CREATE YOUR OWN CUSTOM SECTIONAL



Scan to watch a video about installing the Hebrides cushion.

[SeasonalLiving.com/hebrides-cushion](https://SeasonalLiving.com/hebrides-cushion)



TEL 512-554-5738 FAX 512-681-9188 WEB [SeasonalLiving.com](https://SeasonalLiving.com)

Visit [SeasonalLiving.com](https://SeasonalLiving.com) for complete product information. Seasonal Living reserves the right to make minor design changes and to discontinue items, materials and/or colors without notice. Printed colors cannot be guaranteed for accuracy.

Learn more about our Accidental Damage Warranty at [bit.ly/SL-ADW](https://bit.ly/SL-ADW)





Combine Hebrides pieces to  
CREATE YOUR OWN CUSTOM SECTIONAL

### HEBRIDES SECTIONAL OTTOMAN

ITEM NUMBER	A620230003
DIMENSIONS (IN)	NET 30 W 30 D 19 H   GROSS 32 W 32 D 20.5 H
DIMENSIONS (CM)	NET 76 W 76 D 49 H   GROSS 82 W 82 D 52 H
WEIGHT	NET 25 LB GROSS 33 LB   NET 12 KG GROSS 15 KG
VOLUME	16CBF .5CBM
MATERIALS	Javanese Nut Brown powder-coated aluminum frame, nylon glides; mixed-crushed fast dry foam cushion, Regency Carrion Collection Wheat spun polyester zippered cover with Velcro loops
NOTES	Commercial grade, suitable for outdoor use Includes cushion Includes modular connector: Combine with our Hebrides Armless Chair and Corner Chair options to create your own custom sectional Ships in 1 carton box



Scan to watch a video about  
installing the Hebrides cushion.

[SeasonalLiving.com/hebrides-cushion](https://SeasonalLiving.com/hebrides-cushion)



TEL 512-554-5738 FAX 512-681-9188 WEB [SeasonalLiving.com](https://SeasonalLiving.com)

Visit [SeasonalLiving.com](https://SeasonalLiving.com) for complete product information.  
Seasonal Living reserves the right to make minor design changes and to discontinue items, materials and/or colors without notice. Printed colors cannot be guaranteed for accuracy.

Learn more about our Accidental  
Damage Warranty at [bit.ly/SL-ADW](https://bit.ly/SL-ADW)









### KEYS POOL CHAISE

<b>ITEM NUMBER</b>	A6208558012 SET OF 2
<b>DIMENSIONS (IN)</b>	NET 26 W 75 D 39 H WITH SEAT BACK FULLY RAISED SEAT WIDTH 26 SEAT DEPTH 48 SEAT HEIGHT 16 FRAME HEIGHT 15 GROSS SET OF 2 28.5 W 77.5 D 17 H
<b>DIMENSIONS (CM)</b>	NET 66 W 190.5 D 99 H WITH SEAT BACK FULLY RAISED SEAT WIDTH 66 SEAT DEPTH 122 SEAT HEIGHT 40.5 GROSS SET OF 2 72.5 W 197 D 43 H
<b>WEIGHT</b>	NET 37.5 LB GROSS SET OF 2 98 LB   NET 17 KG GROSS SET OF 2 44.5 KG
<b>VOLUME</b>	13.8 CBF .39 CBM
<b>MATERIALS</b>	Light Gray powder-coated aluminum frame, Warm Gray polyethylene weave, polyurethane foam cushion with Ateja Cartenza 164 zippered cover, black nylon glides
<b>NOTES</b>	Commercial grade, suitable for outdoor use Sold as set of 2 Includes cushion Seat back adjusts to 3 different heights Stacks up to 4 high for storage Set of 2 ships in 1 carton box



TEL 512-554-5738 FAX 512-681-9188 WEB SeasonalLiving.com

Visit SeasonalLiving.com for complete product information.  
Seasonal Living reserves the right to make minor design changes and to discontinue items, materials and/or colors without notice. Printed colors cannot be guaranteed for accuracy.

Learn more about our Accidental Damage Warranty at [bit.ly/SL-ADW](https://bit.ly/SL-ADW)











# Archipelago Collection

WOVEN AND SYNTHETIC FURNITURE



## ORION LOUNGE CHAIR

ITEM NUMBER	620FT080P2DGP
DIMENSIONS (IN)	NET 34W 31D 30.5H SEAT WIDTH 26 SEAT DEPTH 24 SEAT HEIGHT 16 ARM HEIGHT 28 GROSS 36W 33D 33H
DIMENSIONS (CM)	NET 86.5W 78.5D 77.5H SEAT WIDTH 66 SEAT DEPTH 61 SEAT HEIGHT 40.5 ARM HEIGHT 71 GROSS 91.5W 84D 84H
WEIGHT	NET 30.5LB GROSS 50LB   NET 14KG GROSS 22.5KG
VOLUME	31.4CBF .89CBM
MATERIALS	Dark Gray powder-coated aluminum frame, Dark Pebble polypropylene rope weave, nylon glides; regular foam seat cushion with raincoat, crushed QuickDry foam back pillow, Textsilk Slate Gray spun polyester zippered covers
NOTES	Commercial grade, suitable for outdoor use Includes 1 seat cushion, 1 back cushion Ships in 1 carton box



 **SEASONAL LIVING®**

TEL 512-554-5738 FAX 512-681-9188 WEB [SeasonalLiving.com](http://SeasonalLiving.com)

Visit [SeasonalLiving.com](http://SeasonalLiving.com) for complete product information. Seasonal Living reserves the right to make minor design changes and to discontinue items, materials and/or colors without notice. Printed colors cannot be guaranteed for accuracy.

Learn more about our Accidental Damage Warranty at [bit.ly/SL-ADW](http://bit.ly/SL-ADW)





### ORION 3-SEAT SOFA

ITEM NUMBER	620FT081P2DGP
DIMENSIONS (IN)	NET 78 W 31 D 30.5 H SEAT WIDTH 69 SEAT DEPTH 24 SEAT HEIGHT 16 ARM HEIGHT 28 GROSS 80 W 32 D 33 H
DIMENSIONS (CM)	NET 198 W 78.5 D 77.5 H SEAT WIDTH 175.5 SEAT DEPTH 61 SEAT HEIGHT 40.5 ARM HEIGHT 71 GROSS 203 W 81.5 D 84 H
WEIGHT	NET 66.5 LB GROSS 85 LB   NET 30 KG GROSS 38.5 KG
VOLUME	43.8CBF 1.24 CBM
MATERIALS	Dark Gray powder-coated aluminum frame, Dark Pebble polypropylene rope weave, nylon glides; regular foam seat cushion with raincoat, crushed QuickDry foam back pillows, Texsilk Slate Gray spun polyester zippered covers
NOTES	Commercial grade, suitable for outdoor use Includes 1 seat cushion, 3 back cushions Ships in 1 carton box




TEL 512-554-5738 FAX 512-681-9188 WEB SeasonalLiving.com

Visit SeasonalLiving.com for complete product information. Seasonal Living reserves the right to make minor design changes and to discontinue items, materials and/or colors without notice. Printed colors cannot be guaranteed for accuracy.

Learn more about our Accidental Damage Warranty at [bit.ly/SL-ADW](https://bit.ly/SL-ADW)













## ST. HELENA LOUNGE CHAIR

<b>ITEM NUMBER</b>	620FT013P2LGD
<b>DIMENSIONS (IN)</b>	NET 37 W 31 D 33.5 H SEAT WIDTH 27 SEAT DEPTH 21 SEAT HEIGHT 18 ARM HEIGHT 29.5 GROSS 39 W 33 D 35 H
<b>DIMENSIONS (CM)</b>	NET 94 W 78.5 D 85 H SEAT WIDTH 68.5 SEAT DEPTH 76 SEAT HEIGHT 45.5 ARM HEIGHT 75 GROSS 99 W 84 D 89 H
<b>WEIGHT</b>	NET 28 LB GROSS 53 LB   NET 12.5 KG GROSS 24 KG
<b>VOLUME</b>	31.4 CBF .89 CBM
<b>MATERIALS</b>	Light Gray powder-coated aluminum frame, Dove Gray polypropylene rope weave, nylon glides; regular foam seat cushion with raincoat, crushed QuickDry foam back pillow, Regency Taupe polyester zippered covers
<b>NOTES</b>	Commercial grade, suitable for outdoor use Includes 1 seat cushion, 1 back cushion Ships in 1 carton box



TEL 512-554-5738 FAX 512-681-9188 WEB SeasonalLiving.com

Visit SeasonalLiving.com for complete product information. Seasonal Living reserves the right to make minor design changes and to discontinue items, materials and/or colors without notice. Printed colors cannot be guaranteed for accuracy.

Learn more about our Accidental Damage Warranty at [bit.ly/SL-ADW](https://bit.ly/SL-ADW)





### ST. HELENA 3-SEAT SOFA

<b>ITEM NUMBER</b>	620FT012P2LGD
<b>DIMENSIONS (IN)</b>	NET 81 W 31 D 33.5 H SEAT WIDTH 71.5 SEAT DEPTH 21 SEAT HEIGHT 18 ARM HEIGHT 29.5 GROSS 83 W 33 D 35 H
<b>DIMENSIONS (CM)</b>	NET 206 W 78.5 D 85 H SEAT WIDTH 181.5 SEAT DEPTH 76 SEAT HEIGHT 45.5 ARM HEIGHT 75 GROSS 211 W 84 D 89 H
<b>WEIGHT</b>	NET 61.5 LB GROSS 80 LB   NET 28 KG GROSS 36.5 KG
<b>VOLUME</b>	52.6CBF 1.49CBM
<b>MATERIALS</b>	Light Gray powder-coated aluminum frame, Dove Gray polypropylene rope weave, nylon glides; regular foam seat cushion with raincoat, crushed QuickDry foam back pillows, Regency Taupe polyester zippered covers
<b>NOTES</b>	Commercial grade, suitable for outdoor use Includes 1 seat cushion, 3 back cushions Ships in 1 carton box



TEL 512-554-5738 FAX 512-681-9188 WEB SeasonalLiving.com

Visit SeasonalLiving.com for complete product information. Seasonal Living reserves the right to make minor design changes and to discontinue items, materials and/or colors without notice. Printed colors cannot be guaranteed for accuracy.

Learn more about our Accidental Damage Warranty at [bit.ly/SL-ADW](https://bit.ly/SL-ADW)



# Archipelago Collection

WOVEN AND SYNTHETIC FURNITURE



## STOCKHOLM BAR CHAIR

<b>ITEM NUMBER</b>	620FT043P2CWD SET OF 2 COCONUT WHITE FRAME   DOVE GRAY WEAVE 620FT043P2DGP SET OF 2 DARK GRAY FRAME   DARK PEBBLE WEAVE
<b>DIMENSIONS (IN)</b>	NET 19 W 24.5 D 41.5 H SEAT WIDTH 19 SEAT DEPTH 18.5 SEAT HEIGHT 28 GROSS SET OF 2 31.5 W 27 D 58 H
<b>DIMENSIONS (CM)</b>	NET 48.5 W 62 D 105.5 H SEAT WIDTH 48.5 SEAT DEPTH 47 SEAT HEIGHT 71 GROSS SET OF 2 80 W 68.5 D 147.5 H
<b>WEIGHT</b>	NET 16 LB GROSS SET OF 2 58 LB   NET 7.5 KG GROSS SET OF 2 26.5 KG
<b>VOLUME</b>	SET OF 2 14.5 CBF .41 CBM
<b>MATERIALS</b>	Powder-coated aluminum frame with powder-coated Grade 304 brushed stainless steel footrest, polypropylene rope weave, black nylon glides; regular foam cushion with raincoat and Regency String spun polyester zippered cover with Velcro strap
<b>NOTES</b>	Commercial grade, suitable for outdoor use Sold as set of 2 in same color Includes seat cushion Can stack 2 pieces for storage Set of 2 ships in 1 carton box



This product also available in  
COCONUT WHITE | DOVE GRAY

Learn more about our Accidental  
Damage Warranty at [bit.ly/SL-ADW](https://bit.ly/SL-ADW)

 **SEASONAL LIVING®**

TEL 512-554-5738 FAX 512-681-9188 WEB [SeasonalLiving.com](https://SeasonalLiving.com)

Visit [SeasonalLiving.com](https://SeasonalLiving.com) for complete product information.  
Seasonal Living reserves the right to make minor design changes and to discontinue items,  
materials and/or colors without notice. Printed colors cannot be guaranteed for accuracy.





### STOCKHOLM COUNTER CHAIR

<b>ITEM NUMBER</b>	620FT045P2DGP SET OF 2 DARK GRAY FRAME   DARK PEBBLE WEAVE
<b>DIMENSIONS (IN)</b>	NET 19 W 24.5 D 39 H SEAT WIDTH 19 SEAT DEPTH 18.5 SEAT HEIGHT 26 GROSS SET OF 2 32 W 22 D 53 H
<b>DIMENSIONS (CM)</b>	NET 48.5 W 62 D 99 H SEAT WIDTH 48.5 SEAT DEPTH 47 SEAT HEIGHT 66 GROSS SET OF 2 81.5 W 56 D 134.5 H
<b>WEIGHT</b>	NET 15 LB GROSS SET OF 2 57 LB   NET 7 KG GROSS SET OF 2 26 KG
<b>VOLUME</b>	SET OF 2 10.9 CBF .31 CBM
<b>MATERIALS</b>	Powder-coated aluminum frame with powder-coated Grade 304 brushed stainless steel footrest, polypropylene rope weave, black nylon glides; regular foam cushion with raincoat and Regency String spun polyester zippered cover with Velcro strap
<b>NOTES</b>	Commercial grade, suitable for outdoor use Sold as set of 2 Includes seat cushion Can stack 2 pieces for storage Set of 2 ships in 1 carton box



TEL 512-554-5738 FAX 512-681-9188 WEB SeasonalLiving.com

Visit SeasonalLiving.com for complete product information. Seasonal Living reserves the right to make minor design changes and to discontinue items, materials and/or colors without notice. Printed colors cannot be guaranteed for accuracy.

Learn more about our Accidental Damage Warranty at [bit.ly/SL-ADW](https://bit.ly/SL-ADW)

# Archipelago Collection

WOVEN AND SYNTHETIC FURNITURE



## STOCKHOLM DINING ARMCHAIR

<b>ITEM NUMBER</b>	620FT040P2CWD SET OF 2 COCONUT WHITE FRAME   DOVE GRAY WEAVE 620FT040P2DGP SET OF 2 DARK GRAY FRAME   DARK PEBBLE WEAVE
<b>DIMENSIONS (IN)</b>	NET 23 W 25 D 33 H SEAT WIDTH 19 SEAT DEPTH 18 SEAT HEIGHT 17 ARM HEIGHT 25 GROSS SET OF 2 31.5 W 26 D 38.5 H
<b>DIMENSIONS (CM)</b>	NET 58.5 W 63.5 D 84 H SEAT WIDTH 48.5 SEAT DEPTH 45.5 SEAT HEIGHT 44 ARM HEIGHT 63.5 GROSS SET OF 2 80 W 66 D 98 H
<b>WEIGHT</b>	NET 13 LB GROSS SET OF 2 49 LB   NET 6 KG GROSS SET OF 2 22 KG
<b>VOLUME</b>	SET OF 2 12.4 CBF .35 CBM
<b>MATERIALS</b>	Powder-coated aluminum frame, polypropylene weave, black nylon glides; regular foam cushion with raincoat and Regency String spun polyester zippered cover with Velcro strap
<b>NOTES</b>	Commercial grade, suitable for outdoor use Sold as set of 2 in same color Includes seat cushion Can stack 4-8 pieces for storage Set of 2 ships in 1 carton box



This product also available in  
DARK GRAY | DARK PEBBLE



THIS ITEM SHIPS  
VIA UPS OR FEDEX

 **SEASONAL LIVING®**

TEL 512-554-5738 FAX 512-681-9188 WEB SeasonalLiving.com

Visit SeasonalLiving.com for complete product information.  
Seasonal Living reserves the right to make minor design changes and to discontinue items,  
materials and/or colors without notice. Printed colors cannot be guaranteed for accuracy.

Learn more about our Accidental  
Damage Warranty at [bit.ly/SL-ADW](https://bit.ly/SL-ADW)





This product also available in  
COCONUT WHITE | DOVE GRAY

## STOCKHOLM DINING SIDE CHAIR

<b>ITEM NUMBER</b>	620FT041P2CWD SET OF 2 COCONUT WHITE FRAME   DOVE GRAY WEAVE 620FT041P2DGP SET OF 2 DARK GRAY FRAME   DARK PEBBLE WEAVE
<b>DIMENSIONS (IN)</b>	NET 20.5W 25D 33H SEAT WIDTH 19 SEAT DEPTH 18 SEAT HEIGHT 17 GROSS SET OF 2 31.5W 22D 38.5H
<b>DIMENSIONS (CM)</b>	NET 52W 63.5D 84H SEAT WIDTH 48.5 SEAT DEPTH 45.5 SEAT HEIGHT 43 GROSS SET OF 2 80W 56D 98H
<b>WEIGHT</b>	NET 13LB GROSS SET OF 2 46.5LB   NET 6KG GROSS SET OF 2 21KG
<b>VOLUME</b>	SET OF 2 8.8CBF .25CBM
<b>MATERIALS</b>	Powder-coated aluminum frame, polypropylene weave, black nylon glides; regular foam cushion with raincoat and Regency String spun polyester zippered cover with Velcro strap
<b>NOTES</b>	Commercial grade, suitable for outdoor use Sold as set of 2 in same color Includes seat cushion Can stack 4-8 pieces for storage Set of 2 ships in 1 carton box



THIS ITEM SHIPS  
VIA UPS OR FEDEX

 **SEASONAL LIVING®**

TEL 512-554-5738 FAX 512-681-9188 WEB SeasonalLiving.com

Visit SeasonalLiving.com for complete product information.  
Seasonal Living reserves the right to make minor design changes and to discontinue items, materials and/or colors without notice. Printed colors cannot be guaranteed for accuracy.

Learn more about our Accidental  
Damage Warranty at [bit.ly/SL-ADW](https://bit.ly/SL-ADW)



### TORRES STRAIT LOUNGE CHAIR

ITEM NUMBER	620FT028P2JBT
DIMENSIONS (IN)	NET 28 W 33.5 D 29 H SEAT WIDTH 25 SEAT DEPTH 22.5 SEAT HEIGHT 15 ARM HEIGHT 20.5 GROSS 29.5 W 35 D 31 H
DIMENSIONS (CM)	NET 71 W 85 D 73.5 H SEAT WIDTH 63.5 SEAT DEPTH 57 SEAT HEIGHT 38 ARM HEIGHT 52 GROSS 75 W 89 D 78.5 H
WEIGHT	NET 18 LB GROSS 41 LB   NET 8 KG GROSS 18.5 KG
VOLUME	22.6 CBF .64 CBM
MATERIALS	Javanese Nut Brown powder-coated aluminum frame, Cardamom Taupe polypropylene rope weave, black nylon glides
NOTES	Commercial grade, suitable for outdoor use Includes 1 lumbar pillow with Nut Brown polypropylene crochet cover Ships in 1 carton box



 THIS ITEM SHIPS  
VIA UPS OR FEDEX

 **SEASONAL LIVING®**

TEL 512-554-5738 FAX 512-681-9188 WEB SeasonalLiving.com

Visit SeasonalLiving.com for complete product information.  
Seasonal Living reserves the right to make minor design changes and to discontinue items,  
materials and/or colors without notice. Printed colors cannot be guaranteed for accuracy.

Learn more about our Accidental  
Damage Warranty at [bit.ly/SL-ADW](http://bit.ly/SL-ADW)













### LEEWARD DINING CHAIR

<b>ITEM NUMBER</b>	A6207901407 SET OF 2
<b>DIMENSIONS (IN)</b>	NET 24.5 W 26.5 D 34 H SEAT WIDTH 18 SEAT DEPTH 19 SEAT HEIGHT 18.5 ARM HEIGHT 23.5 GROSS SET OF 2 33.5 W 30 D 47.5 H
<b>DIMENSIONS (CM)</b>	NET 62 W 67.5 D 86.5 H SEAT WIDTH 45.5 SEAT DEPTH 48.5 SEAT HEIGHT 47 ARM HEIGHT 59.5 GROSS SET OF 2 85 W 76 D 120.5 H
<b>WEIGHT</b>	NET 21.5 LB GROSS SET OF 2 37.5 LB   NET 10 KG GROSS SET OF 2 17 KG
<b>VOLUME</b>	36.4 CBF 1.03 CBM
<b>MATERIALS</b>	Powder-coated aluminum frame, HDPE (high-density polypropylene) Sea Wattle wicker weave, nylon glides; regular foam seat cushion with raincoat, Sunproof Palazzo 163 Olefin zippered cover
<b>NOTES</b>	Designed by Laura Muller Commercial grade, suitable for outdoor use Sold as set of 2 Includes seat cushion Suitable for residential and commercial applications Ships in 1 carton box



TEL 512-554-5738 FAX 512-681-9188 WEB SeasonalLiving.com

Visit SeasonalLiving.com for complete product information. Seasonal Living reserves the right to make minor design changes and to discontinue items, materials and/or colors without notice. Printed colors cannot be guaranteed for accuracy.

Learn more about our Accidental Damage Warranty at [bit.ly/SL-ADW](https://bit.ly/SL-ADW)





**LEEWARD LOUNGE CHAIR**

<b>ITEM NUMBER</b>	S6201914406
<b>DIMENSIONS (IN)</b>	NET 30.5W 30.5D 31H SEAT WIDTH 22.5 SEAT DEPTH 23.5 SEAT HEIGHT 17 ARM HEIGHT 22.5 GROSS 33W 33D 32.5H
<b>DIMENSIONS (CM)</b>	NET 77.5W 77.5D 78.5H SEAT WIDTH 57 SEAT DEPTH 59.5 SEAT HEIGHT 43 ARM HEIGHT 57 GROSS 84W 84D 82.5H
<b>WEIGHT</b>	NET 28.5LB GROSS 46.5LB   NET 13KG GROSS 21KG
<b>VOLUME</b>	39.9CBF 1.13CBM
<b>MATERIALS</b>	Powder-coated aluminum frame, HDPE (high-density polypropylene) Sea Wattle wicker weave, nylon glides; regular foam seat cushion with raincoat, crushed QuickDry foam back cushion, Sunproof Palazzo 163 Olefin zippered covers
<b>NOTES</b>	Designed by Laura Muller Commercial grade, suitable for outdoor use Includes seat and back cushions Pair this item with our Leeward Ottoman Ships in 1 carton box



Learn more about our Accidental Damage Warranty at [bit.ly/SL-ADW](https://bit.ly/SL-ADW)



TEL 512-554-5738 FAX 512-681-9188 WEB [SeasonalLiving.com](https://SeasonalLiving.com)

Visit [SeasonalLiving.com](https://SeasonalLiving.com) for complete product information. Seasonal Living reserves the right to make minor design changes and to discontinue items, materials and/or colors without notice. Printed colors cannot be guaranteed for accuracy.





### LEEWARD OTTOMAN

ITEM NUMBER	A6207912522
DIMENSIONS (IN)	NET 24.5 W 24.5 D 17 H   GROSS 26 W 26 D 15 H
DIMENSIONS (CM)	NET 62 W 62 D 43 H   GROSS 66 W 66 D 109 H
WEIGHT	NET 12.5 LB GROSS 21 LB   NET 5.5 KG GROSS 9.5 KG
VOLUME	6 CBF .17 CBM
MATERIALS	Powder-coated aluminum frame, HDPE (high-density polypropylene) Sea Wattle wicker weave, nylon glides; regular foam seat cushion with raincoat, Sunproof Palazzo 163 Olefin zippered cover
NOTES	Designed by Laura Muller Commercial grade, suitable for outdoor use Includes seat cushion Pair this item with our Leeward Lounge Chair Ships in 1 carton box



TEL 512-554-5738 FAX 512-681-9188 WEB SeasonalLiving.com

Visit SeasonalLiving.com for complete product information. Seasonal Living reserves the right to make minor design changes and to discontinue items, materials and/or colors without notice. Printed colors cannot be guaranteed for accuracy.

Learn more about our Accidental Damage Warranty at [bit.ly/SL-ADW](https://bit.ly/SL-ADW)











CERAMIC FURNITURE COLLECTION

# CERAMIC FURNITURE



## CENTURIES OLD KNOW-HOW

Appointed as the official ceramicist to the Royal House of Chakri Dynasty (Kingdom of Thailand). Our generational knowledge of ceramics positions us to craft modern jewel accents for the most discerning of Royals.



## MATTE OR GLOSS

In addition to our rich glazes, we include options of matte or rich gloss finishes—contrasting options to layer your specifications.



## HERE TO STAY

Ceramic material is one of the toughest outdoor materials in terms of color permanence. Woods fade, plastics ultimately fade, but ceramic glazes will hardly alter over several decades.



## UNPARALLELED GLAZE OPTIONS

From ancient blue and white to new modern styles (and everything in between), our glaze collections are unparalleled in their depth of tone and for the choice of colors, allowing you flexibility to specify gorgeous, rich color accents to create personalized specifications.



## HEAVY & DURABLE CERAMICS

Our ceramics are much more than most. Hand-molded and styled, these ceramics offer heft and weight—ideal for the outdoors in everyday normal weather conditions.







### HARD AS NAILS

Our rich, deep glazes are designed to be in harmony with nature **Outdoors In.**



### HANDCRAFTED, NOT MASS PRODUCED

Hard to believe that hand craftsmanship is now a luxury. Each piece is fashioned by ceramic experts. The most intricate of design details is done by craftsmen that are in short supply—no machines here.



### BROAD RANGES OF SIZES AND SELECTIONS

A little accent table here and a lot of large tables there ... there's a whole lot of choice in our range of styles, sizes and glaze colors to meet the décor needs of the most demanding of royal standards.



### 100% RECYCLABLE

Beautiful glazes will retain their glazes for decades. Ceramic will be re-absorbed into the earth



### HAND ARTISTRY

No two pieces are identical from glaze finishing to detailed hand applied artistry.



### SILKY SMOOTH

Glossy glazes are smooth as silk. Matte glazes are soft with a textural feel.

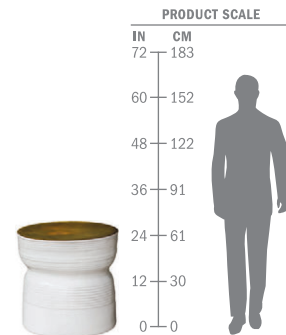




**ANCARIS RING ACCENT TABLE**

ITEM NUMBER	308FT225P2GSW	METALLIC TOP   SNOW WHITE SIDES
DIMENSIONS (IN)	NET 25 DIA 24.5 H   GROSS 28.5 W 27.5 D 28 H	
DIMENSIONS (CM)	NET 63.5 DIA 62 H   GROSS 73 W 70 D 71 H	
WEIGHT	NET 121.5 LB GROSS 163 LB   NET 55 KG GROSS 74 KG	
VOLUME	12.7 CBF .36 CBM	
MATERIALS	Handmade glazed ceramic	
NOTES	Recommended for residential use	
	Ships in 1 crate	
	Sizes and weights of these handmade items may vary	
	Custom colors available (upgrade charge applies, minimum order quantity 6); please contact us for information	

We reserve the right (at any time) to change, modify or alter any part of this product including but not limited to the glaze in order to improve overall quality. Our handmade ceramic products can be adapted and refined according to the different shapes and dimensions available. Each product is a unique handmade item, as such you should expect variations in glaze finishes. Glazes may show irregularity in the colors and the surface as a result of the handmade work. Surfaces cannot be perfect. Pictures, ceramic samples and descriptions are purely indicative.



TEL 512-554-5738 FAX 512-681-9188 WEB SeasonalLiving.com

Visit SeasonalLiving.com for complete product information. Seasonal Living reserves the right to make minor design changes and to discontinue items, materials and/or colors without notice. Printed colors cannot be guaranteed for accuracy.



Learn more about our Accidental Damage Warranty at [bit.ly/SL-ADW](http://bit.ly/SL-ADW)

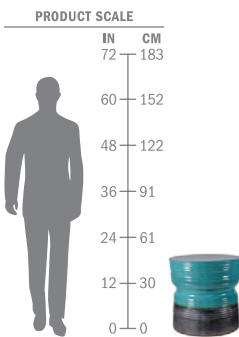




### ANCARIS STOOL

ITEM NUMBER	308FT342P2AMM	AQUAMARINE TOP + SIDES   METALLIC BASE
	308FT342P2NBSW	NAVY BLUE TOP + SIDES   SNOW WHITE BASE
	308FT342P2SWG	SNOW WHITE TOP + SIDES   GOLD BASE
DIMENSIONS (IN)	NET 18.5 DIA 19 H   GROSS 22.5 W 21.5 D 22 H	
DIMENSIONS (CM)	NET 47 DIA 48 H   GROSS 57 W 54 D 56 H	
WEIGHT	NET 53 LB GROSS 79.5 LB   NET 24 KG GROSS 36 KG	
VOLUME	6 CBF .17 CBM	
MATERIALS	Handmade glazed ceramic	
NOTES	Recommended for residential use	
	Sizes and weights of these handmade items may vary	
	Custom colors available (upgrade charge applies, minimum order quantity 6); please contact us for information	

We reserve the right (at any time) to change, modify or alter any part of this product including but not limited to the glaze in order to improve overall quality. Our handmade ceramic products can be adapted and refined according to the different shapes and dimensions available. Each product is a unique hand-made item, as such you should expect variations in glaze finishes. Glazes may show irregularity in the colors and the surface as a result of the handmade work. Surfaces cannot be perfect. Pictures, ceramic samples and descriptions are purely indicative.



**SEASONAL LIVING®**

TEL 512-554-5738 FAX 512-681-9188 WEB SeasonalLiving.com

Visit SeasonalLiving.com for complete product information. Seasonal Living reserves the right to make minor design changes and to discontinue items, materials and/or colors without notice. Printed colors cannot be guaranteed for accuracy.

Learn more about our Accidental Damage Warranty at [bit.ly/SL-ADW](http://bit.ly/SL-ADW)





**BOTTLE ACCENT TABLE**

ITEM NUMBER	308FT355P2AM	AQUAMARINE
	308FT355P2W	CREAMY WHITE
	308FT355P2Y	MUSTARD YELLOW
	308FT355P2NB	NAVY BLUE

**DIMENSIONS (IN)** NET 19 DIA 19 H | GROSS 23 W 21.5 D 21.5 H

**DIMENSIONS (CM)** NET 48 DIA 48 H | GROSS 58 W 55 D 55 H

**WEIGHT** NET 66 LB GROSS 92.5 LB | NET 30 KG GROSS 42 KG

**VOLUME** 6.4 CBF .18 CBM

**MATERIALS** Handmade glazed ceramic

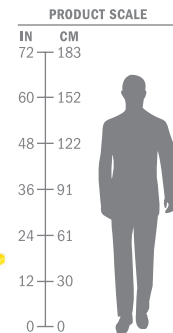
**NOTES** Recommended for residential use

Ships in 1 crate

Sizes and weights of these handmade items may vary

Custom colors available (upgrade charge applies, minimum order quantity 6); please contact us for information

We reserve the right (at any time) to change, modify or alter any part of this product including but not limited to the glaze in order to improve overall quality. Our handmade ceramic products can be adapted and refined according to the different shapes and dimensions available. Each product is a unique hand-made item, as such you should expect variations in glaze finishes. Glazes may show irregularity in the colors and the surface as a result of the handmade work. Surfaces cannot be perfect. Pictures, ceramic samples and descriptions are purely indicative.



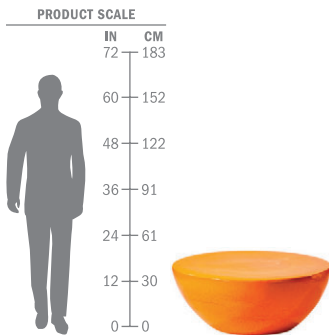
TEL 512-554-5738 FAX 512-681-9188 WEB SeasonalLiving.com

Visit SeasonalLiving.com for complete product information. Seasonal Living reserves the right to make minor design changes and to discontinue items, materials and/or colors without notice. Printed colors cannot be guaranteed for accuracy.



Learn more about our Accidental Damage Warranty at [bit.ly/SL-ADW](http://bit.ly/SL-ADW)





### BOWNESS COFFEE TABLE

ITEM NUMBER	308FT293P2AG	APPLE GREEN
	308FT293P2AM	AQUAMARINE
	308FT293P2GR	CHARCOAL GRAY
	308FT293P2SW	SNOW WHITE
	308FT293P2TP	TAUPE
	308FT293P2O	TUSCAN ORANGE
DIMENSIONS (IN)	NET 39.5 DIA 16 H   GROSS 42 W 41 D 18.5 H	
DIMENSIONS (CM)	NET 100 DIA 41 H   GROSS 107 W 104 D 47 H	
WEIGHT	NET 183 LB GROSS 231.5 LB   NET 83 KG GROSS 105 KG	
VOLUME	19 CBF .52 CBM	
MATERIALS	Handmade glazed ceramic	
NOTES	Recommended for residential use	
	Ships in 1 crate	
	Sizes and weights of these handmade items may vary	
	Custom colors available (upgrade charge applies, minimum order quantity 6); please contact us for information	

**IMPORTANT INSTRUCTIONS:** Do not sit or stand on this product. Table is not designed to support human seated or standing weight.

We reserve the right (at any time) to change, modify or alter any part of this product including but not limited to the glaze in order to improve overall quality. Our handmade ceramic products can be adapted and refined according to the different shapes and dimensions available. Each product is a unique handmade item, as such you should expect variations in glaze finishes. Glazes may show irregularity in the colors and the surface as a result of the handmade work. Surfaces cannot be perfect. Pictures, ceramic samples and descriptions are purely indicative.



TEL 512-554-5738 FAX 512-681-9188 WEB SeasonalLiving.com

Visit SeasonalLiving.com for complete product information. Seasonal Living reserves the right to make minor design changes and to discontinue items, materials and/or colors without notice. Printed colors cannot be guaranteed for accuracy.

Learn more about our Accidental Damage Warranty at [bit.ly/SL-ADW](http://bit.ly/SL-ADW)





**GEO COFFEE TABLE**

ITEM NUMBER	308FT358P2NB	NAVY BLUE
	308FT358P2R	RED
	308FT358P2SW	SNOW WHITE
	308FT358P2TB	TURQUOISE BLUE

**DIMENSIONS (IN)** NET 38 DIA 17 H | GROSS 42 W 41 D 21.5 H

**DIMENSIONS (CM)** NET 96 DIA 43 H | GROSS 107 W 104 D 54 H

**WEIGHT** NET 185 LB GROSS 216 LB | NET 84 KG GROSS 98 KG

**VOLUME** 21.2 CBF .6 CBM

**MATERIALS** Handmade glazed ceramic

**NOTES** Recommended for residential use

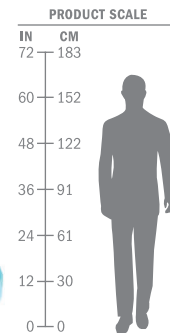
Ships in 1 crate

Sizes and weights of these handmade items may vary

Custom colors available (upgrade charge applies, minimum order quantity 6); please contact us for information

**IMPORTANT INSTRUCTIONS:** Do not sit or stand on this product. Table is not designed to support human seated or standing weight.

We reserve the right (at any time) to change, modify or alter any part of this product including but not limited to the glaze in order to improve overall quality. Our handmade ceramic products can be adapted and refined according to the different shapes and dimensions available. Each product is a unique hand-made item, as such you should expect variations in glaze finishes. Glazes may show irregularity in the colors and the surface as a result of the handmade work. Surfaces cannot be perfect. Pictures, ceramic samples and descriptions are purely indicative.



TEL 512-554-5738 FAX 512-681-9188 WEB SeasonalLiving.com

Visit SeasonalLiving.com for complete product information. Seasonal Living reserves the right to make minor design changes and to discontinue items, materials and/or colors without notice. Printed colors cannot be guaranteed for accuracy.

Learn more about our Accidental Damage Warranty at [bit.ly/SL-ADW](http://bit.ly/SL-ADW)







### GEO STOOL/ACCENT TABLE

<b>ITEM NUMBER</b>	308FT346P2BW	ARTISAN SERIES: BLACK WITH WHITE STRIPE
	308FT346P2WB	ARTISAN SERIES: WHITE WITH BLACK STRIPE
<b>DIMENSIONS (IN)</b>	NET 16 DIA 18 H	GROSS 25 W 24 D 22 H
<b>DIMENSIONS (CM)</b>	NET 41 DIA 46 H	GROSS 65 W 62 D 56 H
<b>WEIGHT</b>	NET 62 LB	GROSS 92.5 LB   NET 28 KG GROSS 42 KG
<b>VOLUME</b>	8.1 CBF .23 CBM	
<b>MATERIALS</b>	Handmade glazed ceramic	
<b>NOTES</b>	Recommended for residential use	

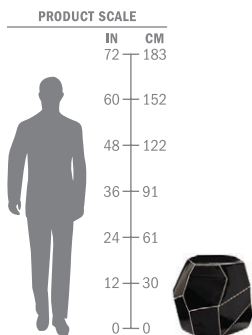
Artisan Series products are individually hand designed. No stencils or mechanical patterns are used; all patterns are drawn directly on the product. As such, each piece is unique and there may be some variation in pattern and glaze colors.

Ships in 1 crate

Sizes and weights of these handmade items may vary

Custom colors available (upgrade charge applies, minimum order quantity 6); please contact us for information

We reserve the right (at any time) to change, modify or alter any part of this product including but not limited to the glaze in order to improve overall quality. Our handmade ceramic products can be adapted and refined according to the different shapes and dimensions available. Each product is a unique hand-made item, as such you should expect variations in glaze finishes. Glazes may show irregularity in the colors and the surface as a result of the handmade work. Surfaces cannot be perfect. Pictures, ceramic samples and descriptions are purely indicative.



TEL 512-554-5738 FAX 512-681-9188 WEB SeasonalLiving.com

Visit SeasonalLiving.com for complete product information. Seasonal Living reserves the right to make minor design changes and to discontinue items, materials and/or colors without notice. Printed colors cannot be guaranteed for accuracy.

Learn more about our Accidental Damage Warranty at [bit.ly/SL-ADW](http://bit.ly/SL-ADW)






**KARA ACCENT TABLE**

ITEM NUMBER	C3082304961	MOSS
	C3082304762	ROSE
DIMENSIONS (IN)	NET 18 DIA 24 H   GROSS 21 W 21.5 D 27.5 H	
DIMENSIONS (CM)	NET 45 DIA 60 H   GROSS 53 W 55 D 70 H	
WEIGHT	NET 66 LB GROSS 83.5 LB   NET 30 KG GROSS 38 KG	
VOLUME	7.1 CBF .2 CBM	
MATERIALS	Handmade glazed ceramic	
NOTES	Ships in 1 crate	
	Sizes and weights of these handmade items may vary	
	Custom colors available (upgrade charge applies, minimum order quantity 6); please contact us for information	

**IMPORTANT INSTRUCTIONS: Do not jump on, climb, rock, sit or stand on this item.**  
Product is not designed to support human seated or standing weight.

We reserve the right (at any time) to change, modify or alter any part of this product including but not limited to the glaze in order to improve overall quality. Our handmade ceramic products can be adapted and refined according to the different shapes and dimensions available. Each product is a unique hand-made item, as such you should expect variations in glaze finishes. Glazes may show irregularity in the colors and the surface as a result of the handmade work. Surfaces cannot be perfect. Pictures, ceramic samples and descriptions are purely indicative.



TEL 512-554-5738 FAX 512-681-9188 WEB SeasonalLiving.com

Visit SeasonalLiving.com for complete product information. Seasonal Living reserves the right to make minor design changes and to discontinue items, materials and/or colors without notice. Printed colors cannot be guaranteed for accuracy.



Learn more about our Accidental Damage Warranty at [bit.ly/SL-ADW](http://bit.ly/SL-ADW)



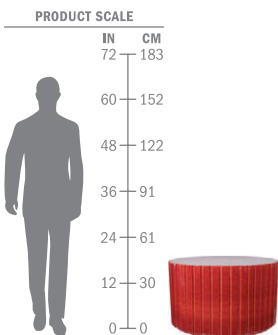


### KATRA COCKTAIL TABLE

ITEM NUMBER	C3082304860	PEA
	C3082304658	PLUM
DIMENSIONS (IN)	NET 30 DIA 17 H	GROSS 32.5 W 32.5 D 21 H
DIMENSIONS (CM)	NET 75 DIA 43 H	GROSS 83 W 83 D 53 H
WEIGHT	NET 128 LB	GROSS 147.5 LB   NET 58 KG GROSS 67 KG
VOLUME	8.1 CBF .23 CBM	
MATERIALS	Handmade glazed ceramic	
NOTES	Ships in 1 crate	
	Sizes and weights of these handmade items may vary	
	Custom colors available (upgrade charge applies, minimum order quantity 6); please contact us for information	

**IMPORTANT INSTRUCTIONS:** Do not jump on, climb, rock, sit or stand on this item. Product is not designed to support human seated or standing weight.

We reserve the right (at any time) to change, modify or alter any part of this product including but not limited to the glaze in order to improve overall quality. Our handmade ceramic products can be adapted and refined according to the different shapes and dimensions available. Each product is a unique handmade item, as such you should expect variations in glaze finishes. Glazes may show irregularity in the colors and the surface as a result of the handmade work. Surfaces cannot be perfect. Pictures, ceramic samples and descriptions are purely indicative.



**SEASONAL LIVING®**

TEL 512-554-5738 FAX 512-681-9188 WEB SeasonalLiving.com

Visit SeasonalLiving.com for complete product information. Seasonal Living reserves the right to make minor design changes and to discontinue items, materials and/or colors without notice. Printed colors cannot be guaranteed for accuracy.

Learn more about our Accidental Damage Warranty at [bit.ly/SL-ADW](https://bit.ly/SL-ADW)



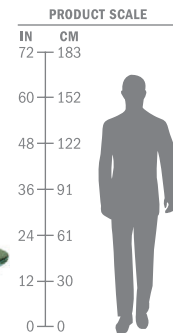


## KAVIS COFFEE TABLE

ITEM NUMBER	308FT341P2FR	FROST WITH UNIQUE TEXTURED FINISH
DIMENSIONS (IN)	NET 39.5 DIA 19.5 H   GROSS 44 W 43 D 23 H	
DIMENSIONS (CM)	NET 100 DIA 50 H   GROSS 111 W 108 D 58 H	
WEIGHT	NET 229 LB GROSS 275 LB   NET 104 KG GROSS 125 KG	
VOLUME	25 CBF .7 CBM	
MATERIALS	Handmade glazed ceramic	
NOTES	Recommended for residential use	
	Ships in 1 crate	
	Sizes and weights of these handmade items may vary	
	Frost table features a unique glaze application resulting in a textured finish; no two tables are alike	
	Custom colors available (upgrade charge applies, minimum order quantity 6); please contact us for information	

**IMPORTANT INSTRUCTIONS:** Do not sit or stand on this product. Table is not designed to support human seated or standing weight.

We reserve the right (at any time) to change, modify or alter any part of this product including but not limited to the glaze in order to improve overall quality. Our handmade ceramic products can be adapted and refined according to the different shapes and dimensions available. Each product is a unique hand-made item, as such you should expect variations in glaze finishes. Glazes may show irregularity in the colors and the surface as a result of the handmade work. Surfaces cannot be perfect. Pictures, ceramic samples and descriptions are purely indicative.



 **SEASONAL LIVING®**

TEL 512-554-5738 FAX 512-681-9188 WEB SeasonalLiving.com

Visit SeasonalLiving.com for complete product information. Seasonal Living reserves the right to make minor design changes and to discontinue items, materials and/or colors without notice. Printed colors cannot be guaranteed for accuracy.

Learn more about our Accidental Damage Warranty at [bit.ly/SL-ADW](http://bit.ly/SL-ADW)

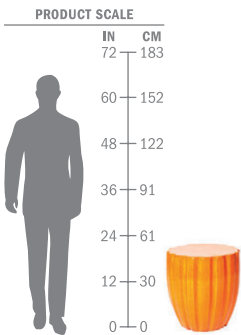




### SCALLOP STOOL

ITEM NUMBER	308FT310P2AM	AQUAMARINE
	308FT310P2NB	NAVY BLUE
	308FT310P2SW	SNOW WHITE
	308FT310P2O	TUSCAN ORANGE
DIMENSIONS (IN)	NET 17.5 DIA 19.5 H	GROSS 22.5 W 21.5 D 23 H
	NET 45 DIA 50 H	GROSS 57 W 54 D 58 H
WEIGHT	NET 70 LB	GROSS 100 LB   NET 32 KG GROSS 46 KG
	VOLUME 6.4 CBF .18 CBM	
MATERIALS	Handmade glazed ceramic	
NOTES	Recommended for residential use	
	Ships in 1 crate	
	Sizes and weights of these handmade items may vary	
	Custom colors available (upgrade charge applies, minimum order quantity 6); please contact us for information	

We reserve the right (at any time) to change, modify or alter any part of this product including but not limited to the glaze in order to improve overall quality. Our handmade ceramic products can be adapted and refined according to the different shapes and dimensions available. Each product is a unique handmade item, as such you should expect variations in glaze finishes. Glazes may show irregularity in the colors and the surface as a result of the handmade work. Surfaces cannot be perfect. Pictures, ceramic samples and descriptions are purely indicative.



TEL 512-554-5738 FAX 512-681-9188 WEB SeasonalLiving.com

Visit SeasonalLiving.com for complete product information. Seasonal Living reserves the right to make minor design changes and to discontinue items, materials and/or colors without notice. Printed colors cannot be guaranteed for accuracy.

Learn more about our Accidental Damage Warranty at [bit.ly/SL-ADW](http://bit.ly/SL-ADW)





### SUNBURST COCKTAIL TABLE

ITEM NUMBER	C3082304359	CITRUS TEXTURE
	C3082304258	PLUM TEXTURE
	C3082303357	SMOKE TEXTURE

**DIMENSIONS (IN)** NET 40 DIA 17 H | GROSS 42.5 W 43.5 D 21 H

**DIMENSIONS (CM)** NET 100 DIA 43 H | GROSS 108 W 110 D 53 H

**WEIGHT** NET 191.5 LB GROSS 202.5 LB | NET 87 KG GROSS 92 KG

**VOLUME** 22.2 CBF .63 CBM

**MATERIALS** Handmade glazed ceramic

**NOTES** Ships in 1 crate

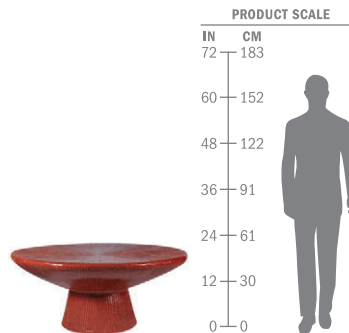
Sizes and weights of these handmade items may vary

Lapis Texture may exhibit color variation; it may be lighter or darker than shown and one color may be more dominant than another

Custom colors available (upgrade charge applies, minimum order quantity 6); please contact us for information

**IMPORTANT INSTRUCTIONS:** Do not jump on, climb, rock, sit or stand on this item. Product is not designed to support human standing or seated weight.

We reserve the right (at any time) to change, modify or alter any part of this product including but not limited to the glaze in order to improve overall quality. Our handmade ceramic products can be adapted and refined according to the different shapes and dimensions available. Each product is a unique handmade item, as such you should expect variations in glaze finishes. Glazes may show irregularity in the colors and the surface as a result of the handmade work. Surfaces cannot be perfect. Pictures, ceramic samples and descriptions are purely indicative.



**SEASONAL LIVING®**

TEL 512-554-5738 FAX 512-681-9188 WEB SeasonalLiving.com

Visit SeasonalLiving.com for complete product information. Seasonal Living reserves the right to make minor design changes and to discontinue items, materials and/or colors without notice. Printed colors cannot be guaranteed for accuracy.





### CERAMIC TOUCH-UP KIT

ITEM NUMBER 308MS001

NOTES Use our **Touch-Up Kit** to repair minor surface scratches on your ceramic furniture items.

 THIS ITEM SHIPS VIA UPS OR FEDEX

 SEASONAL LIVING®

TEL 512-554-5738 FAX 512-681-9188 WEB SeasonalLiving.com

Visit SeasonalLiving.com for complete product information. Seasonal Living reserves the right to make minor design changes and to discontinue items, materials and/or colors without notice. Printed colors cannot be guaranteed for accuracy.

Learn more about our Accidental Damage Warranty at [bit.ly/SL-ADW](https://bit.ly/SL-ADW)

 SEASONAL LIVING  
Ceramic Furniture + Accents









PROVENANCE SIGNATURE COLLECTION CERAMICS

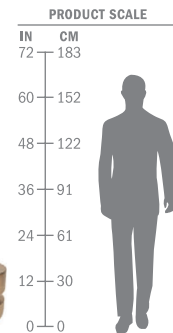
PHOTOGRAPHY BY PUBLIC 311 DESIGN





**BALANCE STOOL/ACCENT TABLE 16"**

ITEM NUMBER	C30804023	SAGE GLOSS
	C30804035	SAND MATTE
	C30804041	ORE METALLIC
	C3080402135	JET GLOSS TOP   SAND MATTE BOTTOM
	C3080402235	MIST GLOSS TOP   SAND MATTE BOTTOM
DIMENSIONS (IN)	NET 16 DIA 15 H   GROSS 19 W 20 D 18.5 H	
DIMENSIONS (CM)	NET 40.5 DIA 38 H   GROSS 48.5 W 51 D 47 H	
WEIGHT	NET 50.5 LB GROSS 79 LB   NET 23 KG GROSS 36 KG	
VOLUME	4.2 CBF .12 CBM	
MATERIALS	Handmade glazed ceramic, nylon glides	
NOTES	Designed by Laura Muller	
	Recommended for residential use	
	Ships in 1 crate	
	Sizes and weights of these handmade items may vary	
	Custom colors available (upgrade charge applies, minimum order quantity 6); please contact us for information	



**IMPORTANT INSTRUCTIONS:** Do not jump on, climb, rock or stand on this item. Product is not designed to support human standing weight.

We reserve the right (at any time) to change, modify or alter any part of this product including but not limited to the glaze in order to improve overall quality. Our handmade ceramic products can be adapted and refined according to the different shapes and dimensions available. Each product is a unique hand-made item, as such you should expect variations in glaze finishes. Glazes may show irregularity in the colors and the surface as a result of the handmade work. Surfaces cannot be perfect. Pictures, ceramic samples and descriptions are purely indicative.



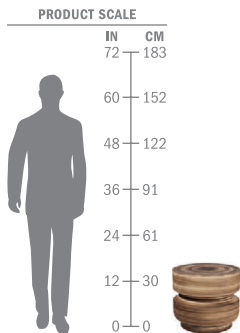
Learn more about our Accidental Damage Warranty at [bit.ly/SL-ADW](https://bit.ly/SL-ADW)



TEL 512-554-5738 FAX 512-681-9188 WEB [SeasonalLiving.com](https://SeasonalLiving.com)

Visit [SeasonalLiving.com](https://SeasonalLiving.com) for complete product information. Seasonal Living reserves the right to make minor design changes and to discontinue items, materials and/or colors without notice. Printed colors cannot be guaranteed for accuracy.





**BALANCE STOOL/ACCENT TABLE 18"**

ITEM NUMBER	C30804533	INDIGO SEMIGLOSS	C3082302424	MINT
	C3082302551	LATTE	C3082303142	NATURAL BRUSH
	C30804534	LINEN SEMIGLOSS	C30804535	SAND MATTE
DIMENSIONS (IN)	NET 18 DIA 15 H   GROSS 22 W 22 D 18 H			
DIMENSIONS (CM)	NET 45.5 DIA 38 H   GROSS 56 W 56 D 45.5 H			
WEIGHT	NET 66 LB GROSS 97 LB   NET 30 KG GROSS 44 KG			
VOLUME	4.6 CBF .13 CBM			
MATERIALS	Handmade glazed ceramic			
NOTES	Designed by Laura Muller			
	Recommended for residential use			
	Ships in 1 crate			
	Sizes and weights of these handmade items may vary			
	Custom colors available (upgrade charge applies, minimum order quantity 6); please contact us for information			

**IMPORTANT INSTRUCTIONS:** Do not jump on, climb, rock or stand on this item. Product is not designed to support human seated or standing weight.

We reserve the right (at any time) to change, modify or alter any part of this product including but not limited to the glaze in order to improve overall quality. Our handmade ceramic products can be adapted and refined according to the different shapes and dimensions available. Each product is a unique handmade item, as such you should expect variations in glaze finishes. Glazes may show irregularity in the colors and the surface as a result of the handmade work. Surfaces cannot be perfect. Pictures, ceramic samples and descriptions are purely indicative.

 **SEASONAL LIVING®**

TEL 512-554-5738 FAX 512-681-9188 WEB SeasonalLiving.com

Visit SeasonalLiving.com for complete product information. Seasonal Living reserves the right to make minor design changes and to discontinue items, materials and/or colors without notice. Printed colors cannot be guaranteed for accuracy.

Learn more about our Accidental Damage Warranty at [bit.ly/SL-ADW](https://bit.ly/SL-ADW)





**BUD STOOL/ACCENT TABLE**

ITEM NUMBER	C3080352215	SMOOTH MIST GLOSS TOP   TURQUOISE GLOSS BOTTOM
	C30803541	SMOOTH ORE METALLIC
	C3080352322	SMOOTH SAGE GLOSS TOP   MIST GLOSS BOTTOM
	C3082302147	EMERALD TEXTURE
	C3082302242	HAZELNUT TEXTURE
	C3082302350	LAPIS TEXTURE
	C3082302054	OBSIDIAN TEXTURE

**DIMENSIONS (IN)** NET 17 DIA 19 H | GROSS 22 W 22 D 20 H

**DIMENSIONS (CM)** NET 43 DIA 48.5 H | GROSS 56 W 56 D 51 H

**WEIGHT** NET 48.5 LB GROSS 72.5 LB | NET 22 KG GROSS 33 KG

**VOLUME** 5.7 CBF .16 CBM

**MATERIALS** Handmade glazed ceramic

**NOTES** Designed by Laura Muller

Recommended for residential use

Ships in 1 crate

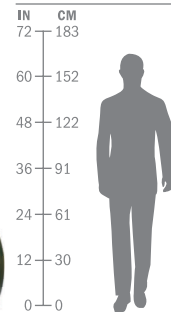
Sizes and weights of these handmade items may vary

Lapis Texture may exhibit color variation; it may be lighter or darker than shown and one color may be more dominant than another

Custom colors available (upgrade charge applies, minimum order quantity 6); please contact us for information



PRODUCT SCALE



**IMPORTANT INSTRUCTIONS:** Do not jump on, climb, rock or stand on this item. Product is not designed to support human seated or standing weight.

We reserve the right (at any time) to change, modify or alter any part of this product including but not limited to the glaze in order to improve overall quality. Our handmade ceramic products can be adapted and refined according to the different shapes and dimensions available. Each product is a unique hand-made item, as such you should expect variations in glaze finishes. Glazes may show irregularity in the colors and the surface as a result of the handmade work. Surfaces cannot be perfect. Pictures, ceramic samples and descriptions are purely indicative.



Learn more about our Accidental Damage Warranty at [bit.ly/SL-ADW](http://bit.ly/SL-ADW)



TEL 512-554-5738 FAX 512-681-9188 WEB SeasonalLiving.com

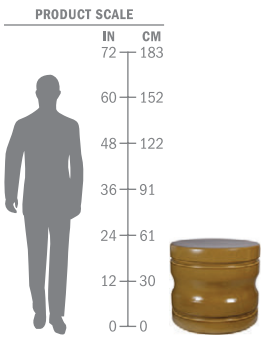
Visit SeasonalLiving.com for complete product information. Seasonal Living reserves the right to make minor design changes and to discontinue items, materials and/or colors without notice. Printed colors cannot be guaranteed for accuracy.





### DUNE ACCENT TABLE

ITEM NUMBER	C3082300134	LINEN
	C3082303442	NATURAL BRUSH
	C3082300356	PUMPKIN
DIMENSIONS (IN)	NET 24.5 DIA 22.5 H   GROSS 27.5 W 28.5 D 26.5 H	
DIMENSIONS (CM)	NET 62 DIA 57 H   GROSS 70 W 72 D 67 H	
WEIGHT	NET 141 LB GROSS 158.5 LB   NET 64 KG GROSS 72 KG	
VOLUME	12 CBF .34 CBM	
MATERIALS	Handmade glazed ceramic	
NOTES	Designed by Laura Muller	
	Recommended for residential use	
	Ships in 1 crate	
	Sizes and weights of these handmade items may vary	
	Custom colors available (upgrade charge applies, minimum order quantity 6); please contact us for information	



**IMPORTANT INSTRUCTIONS: Do not jump on, climb, rock, sit or stand on this item.**  
 Product is not designed to support human seated or standing weight.

We reserve the right (at any time) to change, modify or alter any part of this product including but not limited to the glaze in order to improve overall quality. Our handmade ceramic products can be adapted and refined according to the different shapes and dimensions available. Each product is a unique handmade item, as such you should expect variations in glaze finishes. Glazes may show irregularity in the colors and the surface as a result of the handmade work. Surfaces cannot be perfect. Pictures, ceramic samples and descriptions are purely indicative.



TEL 512-554-5738 FAX 512-681-9188 WEB SeasonalLiving.com

Visit SeasonalLiving.com for complete product information. Seasonal Living reserves the right to make minor design changes and to discontinue items, materials and/or colors without notice. Printed colors cannot be guaranteed for accuracy.

Learn more about our Accidental Damage Warranty at [bit.ly/SL-ADW](http://bit.ly/SL-ADW)





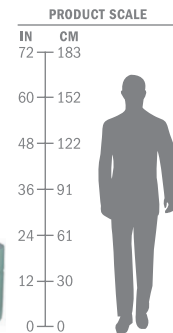
**ELLIPSE ACCENT TABLE**

ITEM NUMBER	C3082300824	MINT
	C3082300954	OBSDIAN SMOOTH + TEXTURE
	C3082301043	PYRITE BROWN SMOOTH + TEXTURE
DIMENSIONS (IN)	NET 19.5DIA 22.5H   GROSS 23W 23.5D 26.5H	
DIMENSIONS (CM)	NET 50DIA 57.5H   GROSS 58W 60D 67H	
WEIGHT	NET 95LB GROSS 110LB   NET 43KG GROSS 50KG	
VOLUME	8.2CBF .23CBM	
MATERIALS	Handmade glazed ceramic	
NOTES	Designed by Laura Muller	
	Recommended for residential use	
	Ships in 1 crate	
	Sizes and weights of these handmade items may vary	
	Custom colors available (upgrade charge applies, minimum order quantity 6); please contact us for information	



**IMPORTANT INSTRUCTIONS:** Do not jump on, climb, rock, sit or stand on this item. Product is not designed to support human seated or standing weight.

We reserve the right (at any time) to change, modify or alter any part of this product including but not limited to the glaze in order to improve overall quality. Our handmade ceramic products can be adapted and refined according to the different shapes and dimensions available. Each product is a unique handmade item, as such you should expect variations in glaze finishes. Glazes may show irregularity in the colors and the surface as a result of the handmade work. Surfaces cannot be perfect. Pictures, ceramic samples and descriptions are purely indicative.



Learn more about our Accidental Damage Warranty at [bit.ly/SL-ADW](http://bit.ly/SL-ADW)



TEL 512-554-5738 FAX 512-681-9188 WEB SeasonalLiving.com

Visit SeasonalLiving.com for complete product information. Seasonal Living reserves the right to make minor design changes and to discontinue items, materials and/or colors without notice. Printed colors cannot be guaranteed for accuracy.









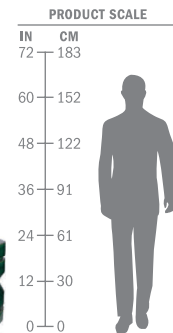
**EMBRACE ACCENT TABLE**

ITEM NUMBER	C3082301247	EMERALD
	C3082301449	KHAKI
	C3082301351	LATTE
DIMENSIONS (IN)	NET 24.5 DIA 22.5 H   GROSS 27.5 W 28.5 D 26.5 H	
DIMENSIONS (CM)	NET 62 DIA 57 H   GROSS 70 W 72 D 67 H	
WEIGHT	NET 141 LB GROSS 158.5 LB   NET 64 KG GROSS 72 KG	
VOLUME	12 CBF .34 CBM	
MATERIALS	Handmade glazed ceramic	
NOTES	Designed by Laura Muller	
	Recommended for residential use	
	Ships in 1 crate	
	Sizes and weights of these handmade items may vary	
	Custom colors available (upgrade charge applies, minimum order quantity 6); please contact us for information	



**IMPORTANT INSTRUCTIONS:** Do not jump on, climb, rock, sit or stand on this item. Product is not designed to support human seated or standing weight.

We reserve the right (at any time) to change, modify or alter any part of this product including but not limited to the glaze in order to improve overall quality. Our handmade ceramic products can be adapted and refined according to the different shapes and dimensions available. Each product is a unique handmade item, as such you should expect variations in glaze finishes. Glazes may show irregularity in the colors and the surface as a result of the handmade work. Surfaces cannot be perfect. Pictures, ceramic samples and descriptions are purely indicative.



Learn more about our Accidental Damage Warranty at [bit.ly/SL-ADW](http://bit.ly/SL-ADW)

**SEASONAL LIVING®**

TEL 512-554-5738 FAX 512-681-9188 WEB SeasonalLiving.com

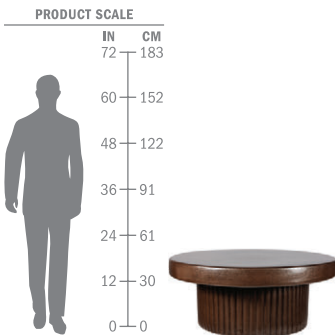
Visit SeasonalLiving.com for complete product information. Seasonal Living reserves the right to make minor design changes and to discontinue items, materials and/or colors without notice. Printed colors cannot be guaranteed for accuracy.





### FLUTE COFFEE TABLE

ITEM NUMBER	C3082303734	LINEN
	C3082303655	PEWTER
	C3082301743	PYRITE BROWN
DIMENSIONS (IN)	NET 41.5 DIA 17.5 H   GROSS 44.5 W 45.5 D 21.5 H	
DIMENSIONS (CM)	NET 105 DIA 44 H   GROSS 113 W 115 D 54 H	
WEIGHT	NET 242.5 LB GROSS 253.5 LB   NET 100 KG GROSS 115 KG	
VOLUME	24.8CBF .7CBM	
MATERIALS	Handmade glazed ceramic	
NOTES	Designed by Laura Muller	
	Recommended for residential use	
	Ships in 1 crate	
	Sizes and weights of these handmade items may vary	
	Custom colors available (upgrade charge applies, minimum order quantity 6); please contact us for information	



**IMPORTANT INSTRUCTIONS:** Do not jump on, climb, rock, sit or stand on this item. Product is not designed to support human seated or standing weight.

We reserve the right (at any time) to change, modify or alter any part of this product including but not limited to the glaze in order to improve overall quality. Our handmade ceramic products can be adapted and refined according to the different shapes and dimensions available. Each product is a unique handmade item, as such you should expect variations in glaze finishes. Glazes may show irregularity in the colors and the surface as a result of the handmade work. Surfaces cannot be perfect. Pictures, ceramic samples and descriptions are purely indicative.



TEL 512-554-5738 FAX 512-681-9188 WEB SeasonalLiving.com

Visit SeasonalLiving.com for complete product information. Seasonal Living reserves the right to make minor design changes and to discontinue items, materials and/or colors without notice. Printed colors cannot be guaranteed for accuracy.

Learn more about our Accidental Damage Warranty at [bit.ly/SL-ADW](https://bit.ly/SL-ADW)





**MIRAGE ACCENT TABLE**

ITEM NUMBER	C3082300551	LATTE
	C3082300734	LINEN
	C3082300455	PEWTER
	C3082303543	PYRITE BROWN

**DIMENSIONS (IN)** NET 24.5 DIA 22.5 H | GROSS 27.5 W 28.5 D 26.5 H

**DIMENSIONS (CM)** NET 62 DIA 57 H | GROSS 70 W 72 D 67 H

**WEIGHT** NET 147.5 LB GROSS 165.5 LB | NET 67 KG GROSS 75 KG

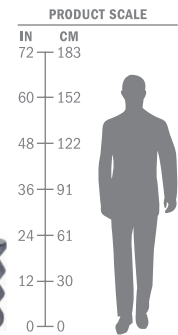
**VOLUME** 12 CBF .34 CBM

**MATERIALS** Handmade glazed ceramic

**NOTES**  
 Designed by Laura Muller  
 Recommended for residential use  
 Ships in 1 crate  
 Sizes and weights of these handmade items may vary  
 Custom colors available (upgrade charge applies, minimum order quantity 6); please contact us for information

**IMPORTANT INSTRUCTIONS:** Do not jump on, climb, rock, sit or stand on this item. Product is not designed to support human seated or standing weight.

We reserve the right (at any time) to change, modify or alter any part of this product including but not limited to the glaze in order to improve overall quality. Our handmade ceramic products can be adapted and refined according to the different shapes and dimensions available. Each product is a unique handmade item, as such you should expect variations in glaze finishes. Glazes may show irregularity in the colors and the surface as a result of the handmade work. Surfaces cannot be perfect. Pictures, ceramic samples and descriptions are purely indicative.



Learn more about our Accidental Damage Warranty at [bit.ly/SL-ADW](http://bit.ly/SL-ADW)



TEL 512-554-5738 FAX 512-681-9188 WEB SeasonalLiving.com

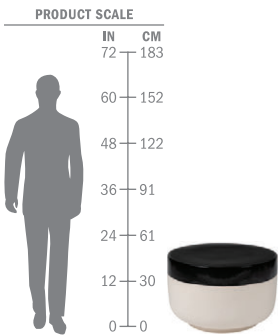
Visit SeasonalLiving.com for complete product information. Seasonal Living reserves the right to make minor design changes and to discontinue items, materials and/or colors without notice. Printed colors cannot be guaranteed for accuracy.





**SERENITY GRAZED SIDE TABLE SHORT**

ITEM NUMBER	C3080152132	JET GLOSS TOP   COAL SEMIGLOSS BOTTOM
	C3080152135	JET GLOSS TOP   SAND MATTE BOTTOM
	C3080153435	LINEN SEMIGLOSS TOP   SAND MATTE BOTTOM
DIMENSIONS (IN)	NET 20 DIA 13 H   GROSS 23 W 24 D 16 H	
DIMENSIONS (CM)	NET 51 DIA 33 H   GROSS 58.5 W 61 D 40.5 H	
WEIGHT	NET 70.5 LB GROSS 101.5 LB   NET 32 KG GROSS 46 KG	
VOLUME	5.7 CBF .16 CBM	
MATERIALS	Handmade glazed ceramic, nylon glides	
NOTES	Designed by Laura Muller	
	Recommended for residential use	
	Ships in 1 crate	
	Sizes and weights of these handmade items may vary	
	Custom colors available (upgrade charge applies, minimum order quantity 6); please contact us for information	



**IMPORTANT INSTRUCTIONS:** Do not jump on, climb, rock, sit or stand on this item. Product is not designed to support human seated or standing weight.

We reserve the right (at any time) to change, modify or alter any part of this product including but not limited to the glaze in order to improve overall quality. Our handmade ceramic products can be adapted and refined according to the different shapes and dimensions available. Each product is a unique handmade item, as such you should expect variations in glaze finishes. Glazes may show irregularity in the colors and the surface as a result of the handmade work. Surfaces cannot be perfect. Pictures, ceramic samples and descriptions are purely indicative.



TEL 512-554-5738 FAX 512-681-9188 WEB SeasonalLiving.com

Visit SeasonalLiving.com for complete product information. Seasonal Living reserves the right to make minor design changes and to discontinue items, materials and/or colors without notice. Printed colors cannot be guaranteed for accuracy.

Learn more about our Accidental Damage Warranty at [bit.ly/SL-ADW](https://bit.ly/SL-ADW)





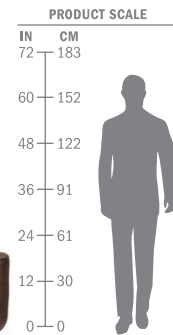
**SERENITY GRAZED SIDE TABLE TALL**

ITEM NUMBER	C3082301948 GILT C3082303955 PEWTER C3082303856 PUMPKIN
DIMENSIONS (IN)	NET 20 DIA 18 H   GROSS 23.5W 24.5D 21.5H
DIMENSIONS (CM)	NET 51 DIA 45.5H   GROSS 60W 62D 55H
WEIGHT	NET 81.5LB GROSS 97LB   NET 37KG GROSS 44KG
VOLUME	7.2 CBF .21 CBM
MATERIALS	Handmade glazed ceramic
NOTES	Designed by Laura Muller Recommended for residential use Ships in 1 crate Sizes and weights of these handmade items may vary Custom colors available (upgrade charge applies, minimum order quantity 6); please contact us for information



**IMPORTANT INSTRUCTIONS:** Do not jump on, climb, rock, sit or stand on this item. Product is not designed to support human seated or standing weight.

We reserve the right (at any time) to change, modify or alter any part of this product including but not limited to the glaze in order to improve overall quality. Our handmade ceramic products can be adapted and refined according to the different shapes and dimensions available. Each product is a unique handmade item, as such you should expect variations in glaze finishes. Glazes may show irregularity in the colors and the surface as a result of the handmade work. Surfaces cannot be perfect. Pictures, ceramic samples and descriptions are purely indicative.



Learn more about our Accidental Damage Warranty at [bit.ly/SL-ADW](http://bit.ly/SL-ADW)



TEL 512-554-5738 FAX 512-681-9188 WEB SeasonalLiving.com

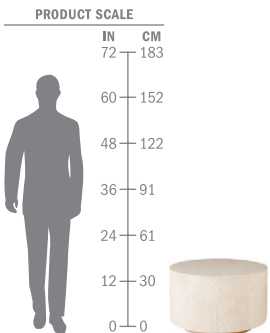
Visit SeasonalLiving.com for complete product information. Seasonal Living reserves the right to make minor design changes and to discontinue items, materials and/or colors without notice. Printed colors cannot be guaranteed for accuracy.





### SERENITY TEXTURED ROUND TABLE

ITEM NUMBER	C30891432 COAL SEMIGLOSS C30891433 INDIGO SEMIGLOSS C30891435 SAND MATTE
DIMENSIONS (IN)	NET 24 DIA 15 H   GROSS 27 W 28 D 18 H
DIMENSIONS (CM)	NET 61 DIA 38 H   GROSS 68.5 W 71 D 45.5 H
WEIGHT	NET 99 LB GROSS 130 LB   NET 45 KG GROSS 59 KG
VOLUME	8.1 CBF .23 CBM
MATERIALS	Handmade glazed ceramic, nylon glides
NOTES	Designed by Laura Muller Recommended for residential use Ships in 1 crate Sizes and weights of these handmade items may vary Custom colors available (upgrade charge applies, minimum order quantity 6); please contact us for information



**IMPORTANT INSTRUCTIONS:** Do not jump on, climb, rock, sit or stand on this item. Product is not designed to support human seated or standing weight.

We reserve the right (at any time) to change, modify or alter any part of this product including but not limited to the glaze in order to improve overall quality. Our handmade ceramic products can be adapted and refined according to the different shapes and dimensions available. Each product is a unique hand-made item, as such you should expect variations in glaze finishes. Glazes may show irregularity in the colors and the surface as a result of the handmade work. Surfaces cannot be perfect. Pictures, ceramic samples and descriptions are purely indicative.



TEL 512-554-5738 FAX 512-681-9188 WEB SeasonalLiving.com

Visit SeasonalLiving.com for complete product information. Seasonal Living reserves the right to make minor design changes and to discontinue items, materials and/or colors without notice. Printed colors cannot be guaranteed for accuracy.

Learn more about our Accidental Damage Warranty at [bit.ly/SL-ADW](https://bit.ly/SL-ADW)



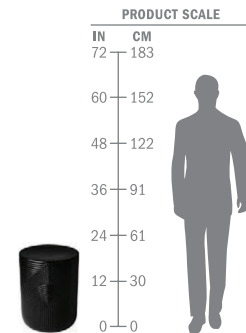


**SERENITY TEXTURED SIDE TABLE 14"**

ITEM NUMBER	C30802532 COAL SEMIGLOSS C30802535 SAND MATTE
DIMENSIONS (IN)	NET 14 DIA 20 H   GROSS 17 W 18 D 23 H
DIMENSIONS (CM)	NET 35.5 DIA 51 H   GROSS 43 W 45.5 D 58.5 H
WEIGHT	NET 46 LB GROSS 72.5 LB   NET 21 KG GROSS 33 KG
VOLUME	4.6 CBF .13 CBM
MATERIALS	Handmade glazed ceramic, nylon glides
NOTES	Designed by Laura Muller Recommended for residential use Ships in 1 crate Sizes and weights of these handmade items may vary Custom colors available (upgrade charge applies, minimum order quantity 6); please contact us for information

**IMPORTANT INSTRUCTIONS: Do not jump on, climb, rock, sit or stand on this item.**  
Product is not designed to support human seated or standing weight.

We reserve the right (at any time) to change, modify or alter any part of this product including but not limited to the glaze in order to improve overall quality. Our handmade ceramic products can be adapted and refined according to the different shapes and dimensions available. Each product is a unique handmade item, as such you should expect variations in glaze finishes. Glazes may show irregularity in the colors and the surface as a result of the handmade work. Surfaces cannot be perfect. Pictures, ceramic samples and descriptions are purely indicative.



Learn more about our Accidental Damage Warranty at [bit.ly/SL-ADW](https://bit.ly/SL-ADW)



TEL 512-554-5738 FAX 512-681-9188 WEB [SeasonalLiving.com](https://SeasonalLiving.com)

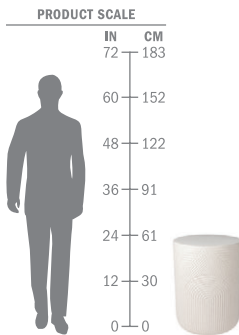
Visit [SeasonalLiving.com](https://SeasonalLiving.com) for complete product information. Seasonal Living reserves the right to make minor design changes and to discontinue items, materials and/or colors without notice. Printed colors cannot be guaranteed for accuracy.





### SERENITY TEXTURED SIDE TABLE 16"

ITEM NUMBER	C30802032 COAL SEMIGLOSS C30802035 SAND MATTE
DIMENSIONS (IN)	NET 16 DIA 22 H   GROSS 19 W 20 D 25 H
DIMENSIONS (CM)	NET 40.5 DIA 56 H   GROSS 48.5 W 51 D 63.5 H
WEIGHT	NET 64 LB GROSS 90 LB   NET 29 KG GROSS 41 KG
VOLUME	5.3 CBF .15 CBM
MATERIALS	Handmade glazed ceramic, nylon glides
NOTES	Designed by Laura Muller Recommended for residential use Ships in 1 crate Sizes and weights of these handmade items may vary Custom colors available (upgrade charge applies, minimum order quantity 6); please contact us for information



**IMPORTANT INSTRUCTIONS:** Do not jump on, climb, rock, sit or stand on this item. Product is not designed to support human seated or standing weight.

We reserve the right (at any time) to change, modify or alter any part of this product including but not limited to the glaze in order to improve overall quality. Our handmade ceramic products can be adapted and refined according to the different shapes and dimensions available. Each product is a unique handmade item, as such you should expect variations in glaze finishes. Glazes may show irregularity in the colors and the surface as a result of the handmade work. Surfaces cannot be perfect. Pictures, ceramic samples and descriptions are purely indicative.



TEL 512-554-5738 FAX 512-681-9188 WEB SeasonalLiving.com

Visit SeasonalLiving.com for complete product information. Seasonal Living reserves the right to make minor design changes and to discontinue items, materials and/or colors without notice. Printed colors cannot be guaranteed for accuracy.

Learn more about our Accidental Damage Warranty at [bit.ly/SL-ADW](https://bit.ly/SL-ADW)




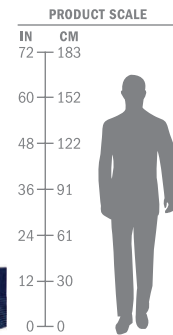



## SERENITY TEXTURED SQUARE TABLE

ITEM NUMBER	C30803032	COAL SEMIGLOSS
	C30803033	INDIGO SEMIGLOSS
	C30803035	SAND MATTE
DIMENSIONS (IN)	NET 24 W 24 D 15 H   GROSS 27 W 28 D 18 H	
DIMENSIONS (CM)	NET 61 W 61 D 38 H   GROSS 68.5 W 71 D 45.5 H	
WEIGHT	NET 123.5 LB GROSS 156.5 LB   NET 56 KG GROSS 71 KG	
VOLUME	8.1 CBF .23 CBM	
MATERIALS	Handmade glazed ceramic, nylon glides	
NOTES	Designed by Laura Muller	
	Recommended for residential use	
	Ships in 1 crate	
	Sizes and weights of these handmade items may vary	
	Custom colors available (upgrade charge applies, minimum order quantity 6); please contact us for information	

**IMPORTANT INSTRUCTIONS:** Do not jump on, climb, rock, sit or stand on this item. Product is not designed to support human seated or standing weight.

We reserve the right (at any time) to change, modify or alter any part of this product including but not limited to the glaze in order to improve overall quality. Our handmade ceramic products can be adapted and refined according to the different shapes and dimensions available. Each product is a unique handmade item, as such you should expect variations in glaze finishes. Glazes may show irregularity in the colors and the surface as a result of the handmade work. Surfaces cannot be perfect. Pictures, ceramic samples and descriptions are purely indicative.



Learn more about our Accidental Damage Warranty at [bit.ly/SL-ADW](https://bit.ly/SL-ADW)

**SEASONAL LIVING®**

TEL 512-554-5738 FAX 512-681-9188 WEB [SeasonalLiving.com](https://SeasonalLiving.com)

Visit [SeasonalLiving.com](https://SeasonalLiving.com) for complete product information. Seasonal Living reserves the right to make minor design changes and to discontinue items, materials and/or colors without notice. Printed colors cannot be guaranteed for accuracy.













CERAMIC PLANTERS & VASES COLLECTION

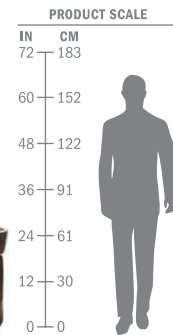




**AZOV PLANTER**

ITEM NUMBER	308GU372P2B BLACK 308GU372P2W CREAMY WHITE 308GU372P2TP TAUPE
DIMENSIONS (IN)	NET 22 DIA 25 H   GROSS 27 W 25 D 27 H
DIMENSIONS (CM)	NET 56 DIA 63 H   GROSS 68 W 64 D 69 H
WEIGHT	NET 97 LB GROSS 123.5 LB   NET 44 KG GROSS 56 KG
VOLUME	10.6 CBF .3 CBM
MATERIALS	Handmade glazed ceramic
NOTES	Recommended for residential use Drain hole diameter 1.75 IN 4 CM Ships in 1 crate Sizes and weights of these handmade items may vary Custom colors available (upgrade charge applies, minimum order quantity 2); please contact us for information

We reserve the right (at any time) to change, modify or alter any part of this product including but not limited to the glaze in order to improve overall quality. Our handmade ceramic products can be adapted and refined according to the different shapes and dimensions available. Each product is a unique handmade item, as such you should expect variations in glaze finishes. Glazes may show irregularity in the colors and the surface as a result of the handmade work. Surfaces cannot be perfect. Pictures, ceramic samples and descriptions are purely indicative.



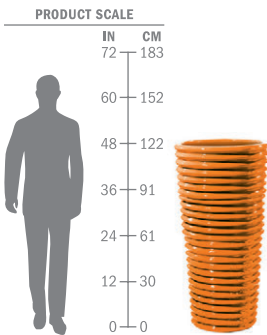
 **SEASONAL LIVING®**

TEL 512-554-5738 FAX 512-681-9188 WEB SeasonalLiving.com

Visit SeasonalLiving.com for complete product information. Seasonal Living reserves the right to make minor design changes and to discontinue items, materials and/or colors without notice. Printed colors cannot be guaranteed for accuracy.

Learn more about our Accidental Damage Warranty at [bit.ly/SL-ADW](http://bit.ly/SL-ADW)





**CARLOTTA VASE**

ITEM NUMBER	308GU353P2AM	AQUAMARINE	<b>SPECIAL ORDER ONLY</b>
	308GU353P20	TUSCAN ORANGE	<b>SPECIAL ORDER ONLY</b>
DIMENSIONS (IN)	NET 24 DIA 48 H	21 MOUTH OPENING	GROSS 29 W 28 D 50 H
DIMENSIONS (CM)	NET 60 DIA 121 H	53 MOUTH OPENING	GROSS 73 W 70 D 128 H
WEIGHT	NET 209 LB	GROSS 273 LB	NET 95 KG GROSS 124 KG
VOLUME	24 CBF 0.65 CBM		
MATERIALS	Handmade glazed ceramic		
NOTES	Recommended for residential use		
	Drain hole diameter 1.75 IN 4 CM		
	Ships in 1 crate		
	Sizes and weights of these handmade items may vary		
	Custom colors available (upgrade charge applies, minimum order quantity 2); please contact us for information		

We reserve the right (at any time) to change, modify or alter any part of this product including but not limited to the glaze in order to improve overall quality. Our handmade ceramic products can be adapted and refined according to the different shapes and dimensions available. Each product is a unique handmade item, as such you should expect variations in glaze finishes. Glazes may show irregularity in the colors and the surface as a result of the handmade work. Surfaces cannot be perfect. Pictures, ceramic samples and descriptions are purely indicative.

 **AVAILABLE BY SPECIAL ORDER ONLY**



TEL 512-554-5738 FAX 512-681-9188 WEB SeasonalLiving.com

Visit SeasonalLiving.com for complete product information. Seasonal Living reserves the right to make minor design changes and to discontinue items, materials and/or colors without notice. Printed colors cannot be guaranteed for accuracy.

Learn more about our Accidental Damage Warranty at [bit.ly/SL-ADW](http://bit.ly/SL-ADW)



# Ceramic Planters and Vases Collection

## CERAMIC PLANTERS AND VASES



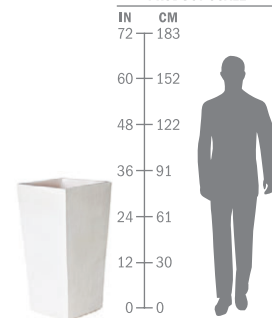
### ENGLISH PLANTER

ITEM NUMBER	308GU367P2B	GLOSS BLACK
	308GU367P2SW	SNOW WHITE
	308GU367P2TB	TURQUOISE BLUE
DIMENSIONS (IN)	NET 18 W 18 D 33 H	14.5 MOUTH OPENING   GROSS 22 W 21 D 37 H
DIMENSIONS (CM)	NET 45 W 45 D 85 H	37 MOUTH OPENING   GROSS 56 W 53 D 93 H
WEIGHT	NET 101 LB GROSS 140 LB	NET 46 KG GROSS 64 KG
VOLUME	9.9 CBF 0.28 CBM	
MATERIALS	Handmade glazed ceramic	
NOTES	Recommended for residential use	
	Drain hole diameter 1.75 IN 4 CM	
	Ships in 1 crate	
	Sizes and weights of these handmade items may vary	
	Custom colors available (upgrade charge applies, minimum order quantity 2); please contact us for information	

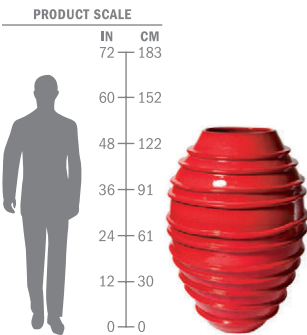
We reserve the right (at any time) to change, modify or alter any part of this product including but not limited to the glaze in order to improve overall quality. Our handmade ceramic products can be adapted and refined according to the different shapes and dimensions available. Each product is a unique handmade item, as such you should expect variations in glaze finishes. Glazes may show irregularity in the colors and the surface as a result of the handmade work. Surfaces cannot be perfect. Pictures, ceramic samples and descriptions are purely indicative.



#### PRODUCT SCALE







**HELTER SKELTER VASE**

ITEM NUMBER	308GU223P2M	METALLIC	<b>SPECIAL ORDER ONLY</b>
	308GU223P2R	RED	<b>SPECIAL ORDER ONLY</b>
	308GU223P2TB	TURQUOISE BLUE	<b>SPECIAL ORDER ONLY</b>
	308GU223P2O	TUSCAN ORANGE	<b>SPECIAL ORDER ONLY</b>
	308GU223P2Y	YELLOW	<b>SPECIAL ORDER ONLY</b>

DIMENSIONS (IN)	NET 35.5 DIA 51 H	16.5 MOUTH OPENING	GROSS 39 W 38 D 53.5 H
-----------------	-------------------	--------------------	------------------------

DIMENSIONS (CM)	NET 90 DIA 130 H	37 MOUTH OPENING	GROSS 99 W 96 D 136 H
-----------------	------------------	------------------	-----------------------

WEIGHT	NET 250 LB GROSS 311 LB	NET 114 KG GROSS 141 KG
--------	-------------------------	-------------------------

VOLUME	45.9CBF 1.3CBM
--------	----------------

MATERIALS	Handmade glazed ceramic
-----------	-------------------------

NOTES	Recommended for residential use
-------	---------------------------------

Drain hole diameter 1.75 IN 4 CM

Ships in 1 crate

Sizes and weights of these handmade items may vary

Custom colors available (upgrade charge applies, minimum order quantity 2); please contact us for information

We reserve the right (at any time) to change, modify or alter any part of this product including but not limited to the glaze in order to improve overall quality. Our handmade ceramic products can be adapted and refined according to the different shapes and dimensions available. Each product is a unique hand-made item, as such you should expect variations in glaze finishes. Glazes may show irregularity in the colors and the surface as a result of the handmade work. Surfaces cannot be perfect. Pictures, ceramic samples and descriptions are purely indicative.

 **AVAILABLE BY SPECIAL ORDER ONLY**

 **SEASONAL LIVING®**

TEL 512-554-5738 FAX 512-681-9188 WEB SeasonalLiving.com

Visit SeasonalLiving.com for complete product information. Seasonal Living reserves the right to make minor design changes and to discontinue items, materials and/or colors without notice. Printed colors cannot be guaranteed for accuracy.

Learn more about our Accidental Damage Warranty at [bit.ly/SL-ADW](http://bit.ly/SL-ADW)

 **SEASONAL LIVING**  
Vases+Urns

# Provenance Signature Collection

## CERAMIC PLANTERS AND VASES

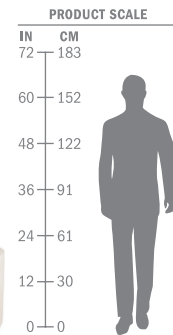


### SERENITY TEXTURED PLANTER SET

<b>ITEM NUMBER</b>	C30811032 SET OF 2 COAL SEMIGLOSS C30811035 SET OF 2 SAND MATTE
<b>DIMENSIONS (IN)</b>	NET LARGE 16 DIA 22 H SMALL 12 DIA 20 H GROSS SET OF 2 19 W 20 D 25 H
<b>DIMENSIONS (CM)</b>	NET LARGE 41 DIA 56 H SMALL 30.5 DIA 51 H GROSS SET OF 2 48.5 W 51 D 63.5 H
<b>WEIGHT</b>	NET LARGE 61.5 LB SMALL 33 LB   GROSS SET OF 2 121 LB NET LARGE 28 KG SMALL 15 KG   GROSS SET OF 2 55 KG
<b>VOLUME</b>	5.3 CBF .15 CBM
<b>MATERIALS</b>	Handmade glazed ceramic, nylon glides
<b>NOTES</b>	Designed by Laura Muller Recommended for residential use Sold as set of 1 large and 1 small in same color Ships in 1 crate Sizes and weights of these handmade items may vary



We reserve the right (at any time) to change, modify or alter any part of this product including but not limited to the glaze in order to improve overall quality. Our handmade ceramic products can be adapted and refined according to the different shapes and dimensions available. Each product is a unique hand-made item, as such you should expect variations in glaze finishes. Glazes may show irregularity in the colors and the surface as a result of the handmade work. Surfaces cannot be perfect. Pictures, ceramic samples and descriptions are purely indicative.



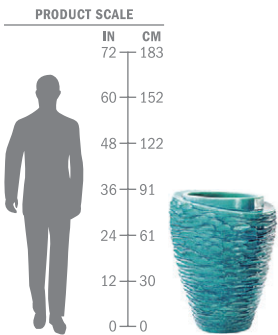
Learn more about our Accidental Damage Warranty at [bit.ly/SL-ADW](https://bit.ly/SL-ADW)

**SEASONAL LIVING®**

TEL 512-554-5738 FAX 512-681-9188 WEB [SeasonalLiving.com](https://SeasonalLiving.com)

Visit [SeasonalLiving.com](https://SeasonalLiving.com) for complete product information. Seasonal Living reserves the right to make minor design changes and to discontinue items, materials and/or colors without notice. Printed colors cannot be guaranteed for accuracy.





## TRANCHE VASE

ITEM NUMBER	308GU363P2AM	AQUAMARINE	<b>SPECIAL ORDER ONLY</b>
DIMENSIONS (IN)	NET 28 DIA 35 H	18 MOUTH OPENING	GROSS 30.5 W 31 D 38.5 H
DIMENSIONS (CM)	NET 70 DIA 90 H	46 MOUTH OPENING	GROSS 77 W 80 D 98 H
WEIGHT	NET 147 LB	GROSS 198 LB	NET 67 KG GROSS 90 KG
VOLUME	21.9CBF 0.62CBM		
MATERIALS	Handmade glazed ceramic		
NOTES	Recommended for residential use		
	Drain hole diameter 1.75 IN 4 CM		
	Ships in 1 crate		
	Sizes and weights of these handmade items may vary		
	Custom colors available (upgrade charge applies, minimum order quantity 2); please contact us for information		

We reserve the right (at any time) to change, modify or alter any part of this product including but not limited to the glaze in order to improve overall quality. Our handmade ceramic products can be adapted and refined according to the different shapes and dimensions available. Each product is a unique handmade item, as such you should expect variations in glaze finishes. Glazes may show irregularity in the colors and the surface as a result of the handmade work. Surfaces cannot be perfect. Pictures, ceramic samples and descriptions are purely indicative.

 AVAILABLE BY SPECIAL ORDER ONLY

 **SEASONAL LIVING®**

TEL 512-554-5738 FAX 512-681-9188 WEB SeasonalLiving.com

Visit SeasonalLiving.com for complete product information. Seasonal Living reserves the right to make minor design changes and to discontinue items, materials and/or colors without notice. Printed colors cannot be guaranteed for accuracy.

Learn more about our Accidental Damage Warranty at [bit.ly/SL-ADW](https://bit.ly/SL-ADW)

 **SEASONAL LIVING**  
Ceramic Furniture + Accents









EXPLORER COLLECTION



# EXPLORER



## SCANDINAVIAN-INSPIRED DESIGNS

Classic and transitional designs in simple tones and material palettes are perfect for the **IN or OUTDOORS** the way the Scandinavians love.



## EASY CARE OUTDOOR FABRICS

Comfortable and easy-care spun-polyester outdoor seating fabric is removable and washable.



## PROTECTION FROM NATURE

Galvanized and powder-coated steel frames wrapped in protective, soft, textured polypropylene weave.



## MINIMAL EFFORT TO REPAIR

Easy care wood frames where minor scuffs and scratches from life's events are easy to repair.



## PROTECTION FOR SURFACES

Nylon furniture glides.



## TOUGH AS NAILS

Outdoor weather-resistant quality stainless steel fittings and fixtures.



## SUSTAINABLE MATERIALS

Eco-friendly eucalyptus.







### CLASSIC DEEP COMFORT

Deep, comfortable seat back cushions.



### MATERIALS TO SYNCHRONIZE WITH MOST OUTDOOR DESIGNS

Durable, care-free Eucalyptus wood seat frame with beautiful, soft, mixed grey polypropylene textured woven upholstery styling married to complimentary outdoor performance fabrics.



### CUSHION FOAM SUITABLE FOR EXPOSURE TO THE ELEMENTS

A variety of outdoor foam seat cushions mean you will be out sitting on your furniture shortly after it pours.



### STRAPPED IN FOR THE RIDE

Strong, flexible synthetic seat webbing for added comfort and support.



### STAINED TO REFLECT NATURE

Rich, stained Eucalyptus wooden frames to mimic nature's gradual silvering of wood.



**JAVA DINING CHAIR BY JOHN KELLY**

<b>ITEM NUMBER</b>	E50425004 SET OF 2
<b>DIMENSIONS (IN)</b>	NET 20 W 25 D 34 H SEAT WIDTH 20 SEAT DEPTH 20 SEAT HEIGHT 18 GROSS SET OF 2 32 W 22 D 37 H
<b>DIMENSIONS (CM)</b>	NET 51 W 63 D 87 H SEAT WIDTH 51 SEAT DEPTH 51 SEAT HEIGHT 45 GROSS SET OF 2 80 W 55 D 94 H
<b>WEIGHT</b>	NET 19 LB GROSS SET OF 2 50 LB   NET 9 KG GROSS SET OF 2 23 KG
<b>VOLUME</b>	15 CBF .4 CBM
<b>MATERIALS</b>	Eucalyptus Light wood frame, Java polypropylene rattan weave, adjustable nylon glides
<b>NOTES</b>	Commercial grade, suitable for outdoor use Sold as set of 2 Set of 2 ships in 1 carton box







## NAUTILUS DINING CHAIR BY JOHN KELLY

ITEM NUMBER	E5049724003 SET OF 2
DIMENSIONS (IN)	NET 23 W 26 D 35 H SEAT WIDTH 20 SEAT DEPTH 19 SEAT HEIGHT 19 GROSS SET OF 2 35 W 25 D 39 H
DIMENSIONS (CM)	NET 59 W 66 D 89 H SEAT WIDTH 50 SEAT DEPTH 49 SEAT HEIGHT 47 GROSS SET OF 2 89 W 64 D 100 H
WEIGHT	NET 18 LB GROSS SET OF 2 49 LB   NET 8 KG GROSS SET OF 2 22 KG
VOLUME	20CBF .6CBM
MATERIALS	Flax stained eucalyptus wood frame, Straw polypropylene rattan weave, adjustable nylon glides; regular foam seat cushion with raincoat, Ivory Cream Olefin zippered cover
NOTES	Commercial grade, suitable for outdoor use  Sold as set of 2  Includes seat cushion  <b>Ready to assemble:</b> Set of 2 ships in 1 carton box and requires simple assembly



TEL 512-554-5738 FAX 512-681-9188 WEB SeasonalLiving.com

Visit SeasonalLiving.com for complete product information. Seasonal Living reserves the right to make minor design changes and to discontinue items, materials and/or colors without notice. Printed colors cannot be guaranteed for accuracy.

Learn more about our Accidental Damage Warranty at [bit.ly/SL-ADW](https://bit.ly/SL-ADW)



**NORDIC DINING CHAIR**

<b>ITEM NUMBER</b>	E50425023 SET OF 2
<b>DIMENSIONS (IN)</b>	NET 22 W 20 D 30 H SEAT WIDTH 17 SEAT DEPTH 19 SEAT HEIGHT 18 ARM HEIGHT 25 GROSS SET OF 2 24 W 24 D 34 H
<b>DIMENSIONS (CM)</b>	NET 57 W 52 D 76 H SEAT WIDTH 44 SEAT DEPTH 47 SEAT HEIGHT 45 ARM HEIGHT 64 GROSS SET OF 2 60 W 62 D 86 H
<b>WEIGHT</b>	NET 14 LB GROSS SET OF 2 39 LB   NET 7 KG GROSS SET OF 2 18 KG
<b>VOLUME</b>	SET OF 2 11 CBF .3 CBM
<b>MATERIALS</b>	Pine stained eucalyptus wood frame, Ivory polypropylene rattan weave, adjustable nylon glides
<b>NOTES</b>	Commercial grade, suitable for outdoor use Sold as set of 2 Up to 4 chairs can be stacked for storage Set of 2 ships in 1 carton box



TEL 512-554-5738 FAX 512-681-9188 WEB SeasonalLiving.com

Visit SeasonalLiving.com for complete product information. Seasonal Living reserves the right to make minor design changes and to discontinue items, materials and/or colors without notice. Printed colors cannot be guaranteed for accuracy.

Learn more about our Accidental Damage Warranty at [bit.ly/SL-ADW](https://bit.ly/SL-ADW)





## NORWAY LOUNGE CHAIR AND FOOT STOOL SET

<b>ITEM NUMBER</b>	E5049724017 SET OF 2 CHAIRS AND OF 2 FOOT STOOLS
<b>DIMENSIONS (IN)</b>	NET CHAIR 28W 35D 30H SEAT WIDTH 21 SEAT DEPTH 20 SEAT HEIGHT 15 ARM HEIGHT 21 GROSS CHAIR SET OF 2 26W 39D 16H NET OTTOMAN 24W 23D 15H GROSS OTTOMAN SET OF 2 25W 28D 12H
<b>DIMENSIONS (CM)</b>	NET CHAIR 72W 88D 77H SEAT WIDTH 54 SEAT DEPTH 50 SEAT HEIGHT 39 ARM HEIGHT 54 GROSS CHAIR SET OF 2 66W 100D 41H NET OTTOMAN 60W 58D 39H GROSS OTTOMAN SET OF 2 63W 71D 31H
<b>WEIGHT</b>	NET CHAIR 21 LB OTTOMAN 11 LB GROSS CHAIR SET OF 2 53 LB OTTOMAN SET OF 2 29 LB NET CHAIR 10 KG OTTOMAN 5 KG GROSS CHAIR SET OF 2 24 KG OTTOMAN SET OF 2 13 KG
<b>VOLUME</b>	CHAIR SET OF 2 9 CBF OTTOMAN SET OF 2 5 CBF CHAIR SET OF 2 .3 CBM OTTOMAN SET OF 2 .1 CBM
<b>MATERIALS</b>	Golden acacia wood frame, Moonbeam polypropylene rope weave, adjustable nylon glides
<b>NOTES</b>	Commercial grade, suitable for outdoor use  Sold as set of 2 chairs and 2 foot stools  <b>Ready to assemble:</b> Set of 2 chairs and 2 foot stools ships in 2 carton boxes and requires simple assembly



TEL 512-554-5738 FAX 512-681-9188 WEB SeasonalLiving.com

Visit SeasonalLiving.com for complete product information. Seasonal Living reserves the right to make minor design changes and to discontinue items, materials and/or colors without notice. Printed colors cannot be guaranteed for accuracy.

Learn more about our Accidental Damage Warranty at [bit.ly/SL-ADW](https://bit.ly/SL-ADW)









### MARCO POLO LOUNGE CHAIR

ITEM NUMBER	E50499415
DIMENSIONS (IN)	NET 26.5 W 33 D 40.5 H SEAT WIDTH 21 SEAT DEPTH 23 SEAT HEIGHT 16.5 ARM HEIGHT 24.6 GROSS 27.5 W 32 D 36 H
DIMENSIONS (CM)	NET 67 W 84 D 103 H SEAT WIDTH 53 SEAT DEPTH 59 SEAT HEIGHT 42 ARM HEIGHT 62.5 GROSS 70 W 81 D 91 H
WEIGHT	NET 22 LB GROSS 35.5 LB   NET 10 KG GROSS 16 KG
VOLUME	18.4 CBF .52 CBM
MATERIALS	FSC (Forest Stewardship Council) Eucalyptus wood frame, powder-coated steel back frame, Dark Gray soft polypropylene weave, VFT cushion with Zentec Beige zippered cover, nylon glides
NOTES	Recommended for residential use Includes 1 seat cushion  Ready to assemble: Ships in 1 carton box and requires simple assembly  Some stocked furniture fabrics for the Explorer Collection may experience some minor dye lot variation



TEL 512-554-5738 FAX 512-681-9188 WEB SeasonalLiving.com

Visit SeasonalLiving.com for complete product information. Seasonal Living reserves the right to make minor design changes and to discontinue items, materials and/or colors without notice. Printed colors cannot be guaranteed for accuracy.

Learn more about our Accidental Damage Warranty at [bit.ly/SL-ADW](https://bit.ly/SL-ADW)



**OCEANS DINING ARMCHAIR**

ITEM NUMBER	E50498032 SET OF 2
DIMENSIONS (IN)	NET 23.5W 23.5D 36H SEAT WIDTH 18.5 SEAT DEPTH 18 SEAT HEIGHT 17 ARM HEIGHT 27 GROSS 30.5W 22.5D 39.5H
DIMENSIONS (CM)	NET 60W 60D 91H SEAT WIDTH 47 SEAT DEPTH 46 SEAT HEIGHT 43.5 ARM HEIGHT 68 GROSS 77W 57D 100H
WEIGHT	NET EA 18.5LB GROSS SET 44LB   NET EA 8.5KG GROSS SET 20KG
VOLUME	15.5CBF .44CBM
MATERIALS	FSC (Forest Stewardship Council) eucalyptus wood frame, Mixed Gray soft polypropylene rope in fishbone weave, nylon glides
NOTES	Recommended for residential use  Sold as set of 2  <b>Ready to Assemble:</b> Set of 2 ships in 1 carton box and requires simple assembly  Some stocked furniture fabrics for the Explorer Collection may experience some minor dye lot variation



TEL 512-554-5738 FAX 512-681-9188 WEB SeasonalLiving.com

Visit SeasonalLiving.com for complete product information. Seasonal Living reserves the right to make minor design changes and to discontinue items, materials and/or colors without notice. Printed colors cannot be guaranteed for accuracy.

Learn more about our Accidental Damage Warranty at [bit.ly/SL-ADW](https://bit.ly/SL-ADW)





### OCEANS DINING SIDE CHAIR

ITEM NUMBER	E50498031 SET OF 2
DIMENSIONS (IN)	NET 21 W 23.5 D 35.5 H SEAT WIDTH 21 SEAT DEPTH 17.5 SEAT HEIGHT 17.5 GROSS 30.5 W 22.5 D 38 H
DIMENSIONS (CM)	NET 53.5 W 60 D 90.5 H SEAT WIDTH 53.5 SEAT DEPTH 45 SEAT HEIGHT 45 GROSS 77 W 54 D 96 H
WEIGHT	NET EA 17.5 LB GROSS SET 37.5 LB   NET EA 8 KG GROSS SET 42 KG
VOLUME	14.1 CBF .4 CBM
MATERIALS	FSC (Forest Stewardship Council) eucalyptus wood frame, Mixed Gray soft polypropylene rope in fishbone weave, nylon glides
NOTES	Recommended for residential use  Sold as set of 2  Set of 2 ships in 1 carton box  Some stocked furniture fabrics for the Explorer Collection may experience some minor dye lot variation



TEL 512-554-5738 FAX 512-681-9188 WEB SeasonalLiving.com

Visit SeasonalLiving.com for complete product information. Seasonal Living reserves the right to make minor design changes and to discontinue items, materials and/or colors without notice. Printed colors cannot be guaranteed for accuracy.

Learn more about our Accidental Damage Warranty at [bit.ly/SL-ADW](https://bit.ly/SL-ADW)



## OCEANS LOUNGE CHAIR

ITEM NUMBER	E50498204
DIMENSIONS (IN)	NET CHAIR 29 W 32 D 32 H SEAT WIDTH 24 SEAT DEPTH 22 SEAT HEIGHT 16 ARM HEIGHT 24 GROSS 35 W 27 D 35 H
DIMENSIONS (CM)	NET CHAIR 73 W 82 D 81 H SEAT WIDTH 61 SEAT DEPTH 57 SEAT HEIGHT 41 ARM HEIGHT 62 GROSS 90 W 69 D 89 H
WEIGHT	NET 23 LB GROSS 42 LB   NET 11 KG GROSS 19 KG
VOLUME	EACH 20 CBF .6 CBM
MATERIALS	FSC (Forest Stewardship Council) eucalyptus wood frame, Mixed Gray soft polypropylene rope in fishbone weave, nylon glides
NOTES	Recommended for residential use  <b>Ready to Assemble:</b> Ships in 1 carton box and requires simple assembly



TEL 512-554-5738 FAX 512-681-9188 WEB SeasonalLiving.com

Visit SeasonalLiving.com for complete product information.  
Seasonal Living reserves the right to make minor design changes and to discontinue items,  
materials and/or colors without notice. Printed colors cannot be guaranteed for accuracy.

Learn more about our Accidental  
Damage Warranty at [bit.ly/SL-ADW](https://bit.ly/SL-ADW)





### OCEANS NEPTUNE CHAIR + OTTOMAN

<b>ITEM NUMBER</b>	E50498033
<b>DIMENSIONS (IN)</b>	NET CHAIR 28.5W 27.5D 40H OTTOMAN 22W 22D 17.5H SEAT WIDTH 19.5 SEAT DEPTH 19 SEAT HEIGHT 15.5 TOP OF ARM 25 GROSS SET 31W 30.5D 32H
<b>DIMENSIONS (CM)</b>	NET CHAIR 73W 70D 102H OTTOMAN 56W 56D 45H SEAT WIDTH 50 SEAT DEPTH 48.5 SEAT HEIGHT 40 TOP OF ARM 63.5 GROSS SET 79W 77D 81H
<b>WEIGHT</b>	NET CHAIR 20LB OTTOMAN 11LB   GROSS 33LB NET CHAIR 9KG OTTOMAN 5KG   GROSS 15KG
<b>VOLUME</b>	17.3CBF .49CBM
<b>MATERIALS</b>	Powder-coated steel frame back with FSC (Forest Stewardship Council) Eucalyptus wood frame base; Mixed Gray soft polypropylene rope in fishbone weave, nylon glides
<b>NOTES</b>	Recommended for residential use  <b>Ready to Assemble:</b> Chair and ottoman set ships in 1 carton box and requires simple assembly  Some stocked furniture fabrics for the Explorer Collection may experience some minor dye lot variation

 **THIS ITEM SHIPS VIA UPS OR FEDEX**



TEL 512-554-5738 FAX 512-681-9188 WEB SeasonalLiving.com

Visit SeasonalLiving.com for complete product information. Seasonal Living reserves the right to make minor design changes and to discontinue items, materials and/or colors without notice. Printed colors cannot be guaranteed for accuracy.

Learn more about our Accidental Damage Warranty at [bit.ly/SL-ADW](https://bit.ly/SL-ADW)



**SEYCHELLES DINING CHAIR  
BY JOHN KELLY**

ITEM NUMBER	E50425002 SET OF 2
DIMENSIONS (IN)	NET 21 W 23 D 35 H SEAT WIDTH 21 SEAT DEPTH 19 SEAT HEIGHT 18 GROSS SET OF 2 29 W 24 D 39 H
DIMENSIONS (CM)	NET 53 W 57 D 89 H SEAT WIDTH 52 SEAT DEPTH 48 SEAT HEIGHT 46 GROSS SET OF 2 74 W 61 D 98 H
WEIGHT	NET 19 LB GROSS SET OF 2 51 LB   NET 9 KG GROSS SET OF 2 23 KG
VOLUME	16 CBF .39 CBM
MATERIALS	Linen White powder-coated steel frame, Copra polypropylene rattan weave, adjustable nylon glides
NOTES	Commercial grade, suitable for outdoor use Sold as set of 2 Up to 4 chairs can be stacked for storage Set of 2 ships in 1 carton box



TEL 512-554-5738 FAX 512-681-9188 WEB SeasonalLiving.com

Visit SeasonalLiving.com for complete product information. Seasonal Living reserves the right to make minor design changes and to discontinue items, materials and/or colors without notice. Printed colors cannot be guaranteed for accuracy.

Learn more about our Accidental Damage Warranty at [bit.ly/SL-ADW](http://bit.ly/SL-ADW)













EXPLORER | WINGS





## WINGS LOUNGE CHAIR

ITEM NUMBER	E50499001 SET OF 2
DIMENSIONS (IN)	NET 34 W 29 D 28 H SEAT HEIGHT 14 SEAT DEPTH 22.5 ARM HEIGHT 28 GROSS 35 W 30.5 D 27 H
DIMENSIONS (CM)	NET 87 W 74 D 71 H SEAT HEIGHT 35 SEAT DEPTH 57.5 ARM HEIGHT 71 GROSS 89 W 77 D 69 H
WEIGHT	NET 37.5 LB GROSS 45.5 LB   NET 17 KG GROSS 20.5 KG
VOLUME	16.1 CBF .46 CBM
MATERIALS	FSC (Forest Stewardship Council) Eucalyptus wood frame, polypropylene seat webbing, powder-coated steel upper frame, soft polypropylene and polyester Regatta rope in mixed gray, nylon glides; VTF (viscose fiber technology, BIFMA approved) cushion cores with polyester fabric zippered covers in light gray with welting (additional fabrics available; upgrade charges apply to any fabric changes)
NOTES	Recommended for residential use Sold as set of 2 Includes 1 seat cushion, 1 back cushion, 1 accent pillow <b>Ready to assemble:</b> Set of 2 ships in 1 carton box and requires simple assembly Some stocked furniture fabrics for the Explorer Collection may experience some minor dye lot variation



Learn more about VTF cushion technology  
SeasonalLiving.com/vtf



TEL 512-554-5738 FAX 512-681-9188 WEB SeasonalLiving.com

Visit SeasonalLiving.com for complete product information. Seasonal Living reserves the right to make minor design changes and to discontinue items, materials and/or colors without notice. Printed colors cannot be guaranteed for accuracy.

Learn more about our Accidental Damage Warranty at [bit.ly/SL-ADW](https://bit.ly/SL-ADW)





**Learn more about VTF cushion technology**  
[SeasonalLiving.com/vtf](https://SeasonalLiving.com/vtf)

### WINGS SOFA

ITEM NUMBER	E50499002
DIMENSIONS (IN)	NET 70 W 29 D 28 H SEAT HEIGHT 14 SEAT DEPTH 22.5 ARM HEIGHT 28 GROSS 71 W 29.5 D 22 H
DIMENSIONS (CM)	NET 178 W 74 D 71 H SEAT HEIGHT 35 SEAT DEPTH 57.5 ARM HEIGHT 71 GROSS 180 W 75 D 56 H
WEIGHT	NET 68.5 LB GROSS 77 LB   NET 31 KG GROSS 35 KG
VOLUME	26.8CBF .76CBM
MATERIALS	FSC (Forest Stewardship Council) Eucalyptus wood frame, polypropylene seat webbing, powder-coated steel upper frame, soft polypropylene and polyester Regatta rope in mixed gray, nylon glides; VTF (viscose fiber technology, BIFMA approved) cushion cores with polyester fabric zippered covers in light gray with welting (additional fabrics available; upgrade charges apply to any fabric changes)
NOTES	Recommended for residential use  Includes 1 seat cushion, 2 back cushions, 2 accent pillows  <b>Ready to assemble:</b> Ships in 1 carton box and requires simple assembly  Some stocked furniture fabrics for the Explorer Collection may experience some minor dye lot variation




TEL 512-554-5738 FAX 512-681-9188 WEB [SeasonalLiving.com](https://SeasonalLiving.com)

Visit [SeasonalLiving.com](https://SeasonalLiving.com) for complete product information. Seasonal Living reserves the right to make minor design changes and to discontinue items, materials and/or colors without notice. Printed colors cannot be guaranteed for accuracy.

Learn more about our Accidental Damage Warranty at [bit.ly/SL-ADW](https://bit.ly/SL-ADW)







FIZZ COLLECTION





# FIZZ



## EASY CARE

Exceptional performance outdoor fabrics with removable, washable cushion covers.



## PROFESSIONAL UPHOLSTERY KNOWLEDGE

Body padding is critical to your continued enjoyment and elevates your comfort by protecting you from the hard surfaces and edges of the frame. Extra padding not only creates comfort, but makes the product look comfortable as well.



## SUPERIOR PERFORMANCE

Asides from looking “all gussied up,” Fizz goes beyond looks to deliver contract quality expectations.



## ALL DRESSED UP AND READY FOR ANY OCCASION

Comprehensive 100% solution-dyed choices to reflect and enhance colorways and allow you to add accessories to create truly personalized living spaces. Alternatively, we can accommodate COM specifications.



## PERFORMANCE FEET

One-piece injection-molded polyolefin feet with UV inhibitors resist fading. Specialized rubber pads reduce slippage on wet or slick surfaces.

Exposed metal feet are stainless steel with clear powder coat finish for added protection. Metal feet have nylon pads to prevent slip and skidding.



## USA DESIGNED AND MADE

Promotes sophisticated American design everywhere.







### TRILLIUM® FILLED BACK PILLOWS

Known for its ultra-dense, soft and luxurious feel, Trillium® polyester is a premium product often used as a down and feather alternative indoors.

Hypo-allergenic and anti-microbial, Trillium provides the comfort you expect and the performance we demand.



### HIGH-RESILIENCY FOAM SEAT CUSHIONS

Layered foam-on-foam construction minimise wrinkles and improves performance.

Our thick foam cores are topped with layer of high-performance contouring foam which gives the cushion its long-lasting shape.

Our anti-microbial foam seat cushions are laminated with a water barrier and then placed into a zippered, water resistant polyester bag prior to being stuffed into the fabric cover of your choosing.



### ALL STITCHED UP

Important custom details like double needle stitching or French seams add value and help set Fizz product apart from typical off-the-shelf patio furniture.

All stitching uses non-shrink, UV-protected, mildew-resistant thread.



### ECO-FRIENDLY

Frames use only water-based stains.

Where possible, we seek recyclable products such as polyester that can be made from recycled bottles.

We use only recycled cardboard for packing and try to minimize plastic packaging.



### GETTING FRAMED

All Fizz products are built using furniture-quality, marine-grade hardwood panel board.

Interlocking frame components are glued and stapled together using water-based, low-VOC adhesives and surgical stainless steel staples for high performance **Outdoors In.**



### RACE CAR SUSPENSION/RIDE

Probably better known for their high performance Italian racing tires, Pirelli is also the source for the specialized rubber webbing used in Fizz furniture production.

This durable, mildew-resistant product is the perfect support system for the cushions in your Fizz seating.







FIZZ | GRAND ROYAL







RIGHT SIDE BUMPER

**GRAND ROYAL ARMLESS LOVESEAT WITH BUMPER**

<b>ITEM NUMBER</b>	105FT001P2-LSB LEFT SIDE BUMPER 105FT001P2-RSB RIGHT SIDE BUMPER
<b>DIMENSIONS (IN)</b>	NET 63 W 59 D 31 H SEAT WIDTH 63 SEAT DEPTH 24 SEAT HEIGHT 18 GROSS 65 W 62 D 34 H
<b>DIMENSIONS (CM)</b>	NET 160 W 150 D 78.5 H SEAT WIDTH 160 SEAT DEPTH 61 SEAT HEIGHT 45.5 GROSS 165 W 157.5 D 86.5 H
<b>WEIGHT</b>	Contact us for additional information
<b>MATERIALS</b>	Marine-grade plywood frame, 1.8 lb. anti-microbial regular foam, water barrier, polyolefin feet with rubber glides; Trillium filled back pillows with zippered covers in Fizz Collection fabrics or COM
<b>NOTES</b>	Commercial grade, suitable for outdoor use Includes 1 reversible back pillow Shown in Sunbelievable™ Cove Pearl 100% solution-dyed acrylic Yardage requirements: Check with us before placing orders for any fabrics; approx. 11 yards Ships polybag wrapped on carton tray Due to intense ultraviolet sunlight, purchasers in Arizona, California and Nevada should be aware that outdoor fabrics may incur uneven fading where upholstered furniture is placed partially in shade and partially in fully exposed sun; be sure to cover or use shades to protect furniture

**MADE TO ORDER · 6 WEEKS LEAD TIME**  
**FIND CUSTOM UPHOLSTERY OPTIONS AT SEASONALLIVING.COM**  
**SHIPS DIRECTLY FROM WEST COAST FACTORY, USA**

CHOOSE FROM OUR FIZZ FABRIC COLLECTION 

FIZZ FABRICS ARE ENVIRONMENTALLY SENSITIVE 

 **SEASONAL LIVING®**

TEL 512-554-5738 FAX 512-681-9188 WEB SeasonalLiving.com

Visit SeasonalLiving.com for complete product information. Seasonal Living reserves the right to make minor design changes and to discontinue items, materials and/or colors without notice. Printed colors cannot be guaranteed for accuracy.



Learn more about our Accidental Damage Warranty at [bit.ly/SL-ADW](http://bit.ly/SL-ADW)





LEFT ARM FACING

### GRAND ROYAL ONE ARM LOVESEAT

<b>ITEM NUMBER</b>	105FT001P2-LAF LEFT ARM FACING 105FT001P2-RAF RIGHT ARM FACING
<b>DIMENSIONS (IN)</b>	NET 57 W 59 D 31 H SEAT DEPTH 24 SEAT HEIGHT 18 GROSS 64 W 62 D 33 H
<b>DIMENSIONS (CM)</b>	NET 145 W 150 D 78.5 H SEAT DEPTH 61 SEAT HEIGHT 45.5 GROSS 162.5 W 157.5 D 84 H
<b>WEIGHT</b>	Contact us for additional information
<b>MATERIALS</b>	Marine-grade plywood frame, 1.8 lb. anti-microbial regular foam, water barrier, polyolefin feet with rubber glides; Trillium filled back pillows with zippered covers in Fizz Collection fabrics or COM
<b>NOTES</b>	Commercial grade, suitable for outdoor use Includes 2 reversible back pillows Shown in Sunbelievable™ Cove Pearl 100% solution-dyed acrylic Yardage requirements: Check with us before placing orders for any fabrics; approx. 10 yards Ships polybag wrapped on carton tray Due to intense ultraviolet sunlight, purchasers in Arizona, California and Nevada should be aware that outdoor fabrics may incur uneven fading where upholstered furniture is placed partially in shade and partially in fully exposed sun; be sure to cover or use shades to protect furniture

**MADE TO ORDER · 6 WEEKS LEAD TIME**  
**FIND CUSTOM UPHOLSTERY OPTIONS AT SEASONALLIVING.COM**  
**SHIPS DIRECTLY FROM WEST COAST FACTORY, USA**



**CHOOSE FROM OUR FIZZ  
FABRIC COLLECTION**



**FIZZ FABRICS ARE  
ENVIRONMENTALLY SENSITIVE**

 **SEASONAL LIVING®**

TEL 512-554-5738 FAX 512-681-9188 WEB SeasonalLiving.com

Visit SeasonalLiving.com for complete product information.  
 Seasonal Living reserves the right to make minor design changes and to discontinue items, materials and/or colors without notice. Printed colors cannot be guaranteed for accuracy.

Learn more about our Accidental  
 Damage Warranty at [bit.ly/SL-ADW](http://bit.ly/SL-ADW)





LEFT ARM FACING

**GRAND ROYAL ONE ARM SOFA WITH BUMPER**

<b>ITEM NUMBER</b>	105FT001P2-SWB-LAF LEFT ARM FACING 105FT001P2-SWB-RAF RIGHT ARM FACING
<b>DIMENSIONS (IN)</b>	NET 96W 59D 31H SEAT DEPTH 24 SEAT HEIGHT 18 GROSS 98W 62D 34H
<b>DIMENSIONS (CM)</b>	NET 244W 150D 78.5H SEAT DEPTH 61 SEAT HEIGHT 45.5 GROSS 249W 157.5D 86.5H
<b>WEIGHT</b>	Contact us for additional information
<b>MATERIALS</b>	Marine-grade plywood frame, 1.8 lb. anti-microbial regular foam, water barrier, polyolefin feet with rubber glides; Trillium filled back pillows with zippered covers in Fizz Collection fabrics or COM
<b>NOTES</b>	Commercial grade, suitable for outdoor use Includes 3 reversible back pillows Shown in Sunbelievable™ Cove Pearl 100% solution-dyed acrylic Yardage requirements: Check with us before placing orders for any fabrics; approx. 16 yards Ships polybag wrapped on carton tray Due to intense ultraviolet sunlight, purchasers in Arizona, California and Nevada should be aware that outdoor fabrics may incur uneven fading where upholstered furniture is placed partially in shade and partially in fully exposed sun; be sure to cover or use shades to protect furniture

**MADE TO ORDER · 6 WEEKS LEAD TIME**  
**FIND CUSTOM UPHOLSTERY OPTIONS AT SEASONALLIVING.COM**  
**SHIPS DIRECTLY FROM WEST COAST FACTORY, USA**

CHOOSE FROM OUR FIZZ FABRIC COLLECTION 

FIZZ FABRICS ARE ENVIRONMENTALLY SENSITIVE 

 **SEASONAL LIVING®**

TEL 512-554-5738 FAX 512-681-9188 WEB SeasonalLiving.com

Visit SeasonalLiving.com for complete product information. Seasonal Living reserves the right to make minor design changes and to discontinue items, materials and/or colors without notice. Printed colors cannot be guaranteed for accuracy.



Learn more about our Accidental Damage Warranty at [bit.ly/SL-ADW](http://bit.ly/SL-ADW)





### GRAND ROYAL OTTOMAN

ITEM NUMBER	105FT001P2-0
DIMENSIONS (IN)	NET 48 DIA 18 H   GROSS 50 W 50 D 20 H
DIMENSIONS (CM)	NET 122 DIA 45.5 H   GROSS 127 W 127 D 51 H
WEIGHT	Contact us for additional information
MATERIALS	Marine-grade plywood frame, 1.8 lb. anti-microbial regular foam, water barrier, polyolefin feet with rubber glides, Fizz Collection fabrics or COM
NOTES	Commercial grade, suitable for outdoor use Shown in Sunbelievable™ Cove Pearl 100% solution-dyed acrylic Yardage requirements: Check with us before placing orders for any fabrics; approx. 5.5 yards Ships polybag wrapped on carton tray Due to intense ultraviolet sunlight, purchasers in Arizona, California and Nevada should be aware that outdoor fabrics may incur uneven fading where upholstered furniture is placed partially in shade and partially in fully exposed sun; be sure to cover or use shades to protect furniture

**MADE TO ORDER - 6 WEEKS LEAD TIME**  
**FIND CUSTOM UPHOLSTERY OPTIONS AT SEASONALLIVING.COM**  
**SHIPS DIRECTLY FROM WEST COAST FACTORY, USA**



**CHOOSE FROM OUR FIZZ  
 FABRIC COLLECTION**



**FIZZ FABRICS ARE  
 ENVIRONMENTALLY SENSITIVE**

**SEASONAL LIVING®**

TEL 512-554-5738 FAX 512-681-9188 WEB SeasonalLiving.com

Visit SeasonalLiving.com for complete product information.  
 Seasonal Living reserves the right to make minor design changes and to discontinue items,  
 materials and/or colors without notice. Printed colors cannot be guaranteed for accuracy.

Learn more about our Accidental  
 Damage Warranty at [bit.ly/SL-ADW](http://bit.ly/SL-ADW)





## GRAND ROYAL WEDGE

ITEM NUMBER	105FT001P2-WDG
DIMENSIONS (IN)	NET 57 W 40.5 D 31 H SEAT DEPTH 24 SEAT HEIGHT 18 GROSS 59 W 47 D 33 H
DIMENSIONS (CM)	NET 145 W 103 D 78.5 H SEAT DEPTH 58.5 SEAT HEIGHT 45.5 GROSS 150 W 119.5 D 84 H
WEIGHT	Contact us for additional information
MATERIALS	Marine-grade plywood frame, 1.8 lb. anti-microbial regular foam, water barrier, polyolefin feet with rubber glides; Trillium filled back pillows with zippered covers in Fizz Collection fabrics or COM
NOTES	Commercial grade, suitable for outdoor use Includes 2 reversible back pillows Shown in Sunbelievable™ Cove Pearl 100% solution-dyed acrylic Yardage requirements: Check with us before placing orders for any fabrics; approx. 8 yards Ships polybag wrapped on carton tray Due to intense ultraviolet sunlight, purchasers in Arizona, California and Nevada should be aware that outdoor fabrics may incur uneven fading where upholstered furniture is placed partially in shade and partially in fully exposed sun; be sure to cover or use shades to protect furniture

**MADE TO ORDER · 6 WEEKS LEAD TIME**  
**FIND CUSTOM UPHOLSTERY OPTIONS AT SEASONALLIVING.COM**  
**SHIPS DIRECTLY FROM WEST COAST FACTORY, USA**

CHOOSE FROM OUR FIZZ  
 FABRIC COLLECTION 

FIZZ FABRICS ARE  
 ENVIRONMENTALLY SENSITIVE 

 **SEASONAL LIVING®**

TEL 512-554-5738 FAX 512-681-9188 WEB SeasonalLiving.com

Visit SeasonalLiving.com for complete product information.  
 Seasonal Living reserves the right to make minor design changes and to discontinue items, materials and/or colors without notice. Printed colors cannot be guaranteed for accuracy.



Learn more about our Accidental  
 Damage Warranty at [bit.ly/SL-ADW](https://bit.ly/SL-ADW)











FIZZ | IMPERIAL SPRITZ



MARY BETH CLOUSER






### IMPERIAL SPRITZ 3-SEAT SOFA

ITEM NUMBER	105FT004P2-S
DIMENSIONS (IN)	NET 96W 40D 33H SEAT WIDTH 82 SEAT DEPTH 24 SEAT HEIGHT 17 ARM HEIGHT 22 GROSS 98W 45D 35H
DIMENSIONS (CM)	NET 244W 101.5D 84H SEAT WIDTH 208.5 SEAT DEPTH 61 SEAT HEIGHT 43 ARM HEIGHT 56 GROSS 249W 114.5D 89H
WEIGHT	Contact us for additional information
MATERIALS	Marine-grade plywood frame, water barrier, polyolefin feet with rubber glides; 1.8 lb. anti-microbial foam seat cushions, Trillium filled back cushions, zippered covers in Fizz Collection fabrics or COM
NOTES	Commercial grade, suitable for outdoor use Includes 2 reversible seat cushions, 3 reversible back cushions Shown in Sunbelievable™ Cove Pearl 100% solution-dyed acrylic Yardage requirements: Check with us before placing orders for any fabrics; approx. 15 yards Ships polybag wrapped on carton tray Due to intense ultraviolet sunlight, purchasers in Arizona, California and Nevada should be aware that outdoor fabrics may incur uneven fading where upholstered furniture is placed partially in shade and partially in fully exposed sun; be sure to cover or use shades to protect furniture

**MADE TO ORDER · 6 WEEKS LEAD TIME**  
**FIND CUSTOM UPHOLSTERY OPTIONS AT SEASONALLIVING.COM**  
**SHIPS DIRECTLY FROM WEST COAST FACTORY, USA**

CHOOSE FROM OUR FIZZ  
 FABRIC COLLECTION 

FIZZ FABRICS ARE  
 ENVIRONMENTALLY SENSITIVE 

 **SEASONAL LIVING®**

TEL 512-554-5738 FAX 512-681-9188 WEB SeasonalLiving.com

Visit SeasonalLiving.com for complete product information.  
 Seasonal Living reserves the right to make minor design changes and to discontinue items, materials and/or colors without notice. Printed colors cannot be guaranteed for accuracy.



Learn more about our Accidental  
 Damage Warranty at [bit.ly/SL-ADW](http://bit.ly/SL-ADW)





### IMPERIAL SPRITZ APARTMENT SOFA

ITEM NUMBER	105FT004P2-SS
DIMENSIONS (IN)	NET 86W 40D 33H SEAT WIDTH 72 SEAT DEPTH 24 SEAT HEIGHT 17 ARM HEIGHT 22 GROSS 88W 45D 35H
DIMENSIONS (CM)	NET 218.5W 101.5D 84H SEAT WIDTH 183 SEAT DEPTH 61 SEAT HEIGHT 43 ARM HEIGHT 56 GROSS 223.5W 114.5D 89H
WEIGHT	Contact us for additional information
MATERIALS	Marine-grade plywood frame, water barrier, polyolefin feet with rubber glides; 1.8 lb. anti-microbial foam seat cushions, Trillium filled back cushions, zippered covers in Fizz Collection fabrics or COM
NOTES	Commercial grade, suitable for outdoor use Includes 2 reversible seat cushions, 2 reversible back cushions Shown in Sunbelievable™ Cove Pearl 100% solution-dyed acrylic Yardage requirements: Check with us before placing orders for any fabrics; approx. 14 yards Ships polybag wrapped on carton tray Due to intense ultraviolet sunlight, purchasers in Arizona, California and Nevada should be aware that outdoor fabrics may incur uneven fading where upholstered furniture is placed partially in shade and partially in fully exposed sun; be sure to cover or use shades to protect furniture

**MADE TO ORDER · 6 WEEKS LEAD TIME**  
**FIND CUSTOM UPHOLSTERY OPTIONS AT SEASONALLIVING.COM**  
**SHIPS DIRECTLY FROM WEST COAST FACTORY, USA**



**CHOOSE FROM OUR FIZZ  
 FABRIC COLLECTION**



**FIZZ FABRICS ARE  
 ENVIRONMENTALLY SENSITIVE**

 **SEASONAL LIVING®**

TEL 512-554-5738 FAX 512-681-9188 WEB SeasonalLiving.com

Visit SeasonalLiving.com for complete product information.  
 Seasonal Living reserves the right to make minor design changes and to discontinue items,  
 materials and/or colors without notice. Printed colors cannot be guaranteed for accuracy.

Learn more about our Accidental  
 Damage Warranty at [bit.ly/SL-ADW](http://bit.ly/SL-ADW)





**IMPERIAL SPRITZ  
ARMLESS APARTMENT SOFA**

ITEM NUMBER	105FT004P2-SAS
DIMENSIONS (IN)	NET 72 W 40 D 33 H SEAT WIDTH 72 SEAT DEPTH 24 SEAT HEIGHT 17 GROSS 74 W 45 D 35 H
DIMENSIONS (CM)	NET 183 W 101.5 D 84 H SEAT WIDTH 183 SEAT DEPTH 61 SEAT HEIGHT 43 GROSS 188 W 114.5 D 89 H
WEIGHT	Contact us for additional information
MATERIALS	Marine-grade plywood frame, water barrier, polyolefin feet with rubber glides; 1.8 lb. anti-microbial foam seat cushions, Trillium filled back cushions, zippered covers in Fizz Collection fabrics or COM
NOTES	Commercial grade, suitable for outdoor use Includes 2 reversible seat cushions, 2 reversible back cushions Shown in Sunbelievable™ Cove Pearl 100% solution-dyed acrylic Yardage requirements: Check with us before placing orders for any fabrics; approx. 12 yards Ships polybag wrapped on carton tray Due to intense ultraviolet sunlight, purchasers in Arizona, California and Nevada should be aware that outdoor fabrics may incur uneven fading where upholstered furniture is placed partially in shade and partially in fully exposed sun; be sure to cover or use shades to protect furniture

**MADE TO ORDER · 6 WEEKS LEAD TIME  
FIND CUSTOM UPHOLSTERY OPTIONS AT SEASONALLIVING.COM  
SHIPS DIRECTLY FROM WEST COAST FACTORY, USA**

CHOOSE FROM OUR FIZZ FABRIC COLLECTION 

FIZZ FABRICS ARE ENVIRONMENTALLY SENSITIVE 

 **SEASONAL LIVING®**

TEL 512-554-5738 FAX 512-681-9188 WEB SeasonalLiving.com

Visit SeasonalLiving.com for complete product information. Seasonal Living reserves the right to make minor design changes and to discontinue items, materials and/or colors without notice. Printed colors cannot be guaranteed for accuracy.



Learn more about our Accidental Damage Warranty at [bit.ly/SL-ADW](http://bit.ly/SL-ADW)





### IMPERIAL SPRITZ ARMLESS CHAIR

<b>ITEM NUMBER</b>	105FT004P2-SSA
<b>DIMENSIONS (IN)</b>	NET 36 W 40 D 33 H SEAT WIDTH 36 SEAT DEPTH 24 SEAT HEIGHT 17 GROSS 38 W 45 D 35 H
<b>DIMENSIONS (CM)</b>	NET 91.5 W 101.5 D 84 H SEAT WIDTH 91.5 SEAT DEPTH 61 SEAT HEIGHT 43 GROSS 96.5 W 114.5 D 89 H
<b>WEIGHT</b>	Contact us for additional information
<b>MATERIALS</b>	Marine-grade plywood frame, water barrier, polyolefin feet with rubber glides; 1.8 lb. anti-microbial foam seat cushion, Trillium filled back cushion, zippered covers in Fizz Collection fabrics or COM
<b>NOTES</b>	Commercial grade, suitable for outdoor use Includes 1 seat cushion, 1 reversible back cushion Shown in Sunbelievable™ Cove Pearl 100% solution-dyed acrylic Yardage requirements: Check with us before placing orders for any fabrics; approx. 7 yards Ships polybag wrapped on carton tray Due to intense ultraviolet sunlight, purchasers in Arizona, California and Nevada should be aware that outdoor fabrics may incur uneven fading where upholstered furniture is placed partially in shade and partially in fully exposed sun; be sure to cover or use shades to protect furniture

**MADE TO ORDER · 6 WEEKS LEAD TIME**  
**FIND CUSTOM UPHOLSTERY OPTIONS AT SEASONALLIVING.COM**  
**SHIPS DIRECTLY FROM WEST COAST FACTORY, USA**



**CHOOSE FROM OUR FIZZ  
FABRIC COLLECTION**



**FIZZ FABRICS ARE  
ENVIRONMENTALLY SENSITIVE**

 **SEASONAL LIVING®**

TEL 512-554-5738 FAX 512-681-9188 WEB SeasonalLiving.com

Visit SeasonalLiving.com for complete product information.  
 Seasonal Living reserves the right to make minor design changes and to discontinue items,  
 materials and/or colors without notice. Printed colors cannot be guaranteed for accuracy.

Learn more about our Accidental  
 Damage Warranty at [bit.ly/SL-ADW](http://bit.ly/SL-ADW)





**IMPERIAL SPRITZ CHAIR AND A HALF**

<b>ITEM NUMBER</b>	105FT004P2-C
<b>DIMENSIONS (IN)</b>	NET 46W 40D 33H SEAT WIDTH 32 SEAT DEPTH 24 SEAT HEIGHT 17 ARM HEIGHT 22 GROSS 48W 45D 35H
<b>DIMENSIONS (CM)</b>	NET 117W 101.5D 84H SEAT WIDTH 81.5 SEAT DEPTH 61 SEAT HEIGHT 43 ARM HEIGHT 56 GROSS 122W 114.5D 89H
<b>WEIGHT</b>	Contact us for additional information
<b>MATERIALS</b>	Marine-grade plywood frame, water barrier, polyolefin feet with rubber glides; 1.8 lb. anti-microbial foam seat cushion, Trillium filled back cushion, zippered covers in Fizz Collection fabrics or COM
<b>NOTES</b>	Commercial grade, suitable for outdoor use Includes 1 reversible seat cushion, 1 reversible back cushion Shown in Sunbelievable™ Cove Pearl 100% solution-dyed acrylic Yardage requirements: Check with us before placing orders for any fabrics; approx. 9 yards Ships polybag wrapped on carton tray Due to intense ultraviolet sunlight, purchasers in Arizona, California and Nevada should be aware that outdoor fabrics may incur uneven fading where upholstered furniture is placed partially in shade and partially in fully exposed sun; be sure to cover or use shades to protect furniture

**MADE TO ORDER · 6 WEEKS LEAD TIME**  
**FIND CUSTOM UPHOLSTERY OPTIONS AT SEASONALLIVING.COM**  
**SHIPS DIRECTLY FROM WEST COAST FACTORY, USA**

CHOOSE FROM OUR FIZZ FABRIC COLLECTION 

FIZZ FABRICS ARE ENVIRONMENTALLY SENSITIVE 

 **SEASONAL LIVING®**

TEL 512-554-5738 FAX 512-681-9188 WEB SeasonalLiving.com

Visit SeasonalLiving.com for complete product information. Seasonal Living reserves the right to make minor design changes and to discontinue items, materials and/or colors without notice. Printed colors cannot be guaranteed for accuracy.



Learn more about our Accidental Damage Warranty at [bit.ly/SL-ADW](http://bit.ly/SL-ADW)





### IMPERIAL SPRITZ CORNER

ITEM NUMBER	105FT004P2-CRN
DIMENSIONS (IN)	NET 40 W 40 D 33 H SEAT WIDTH 24 SEAT DEPTH 24 SEAT HEIGHT 17 GROSS 46 W 46 D 35 H
DIMENSIONS (CM)	NET 101.5 W 101.5 D 84 H SEAT WIDTH 61 SEAT DEPTH 61 SEAT HEIGHT 43 GROSS 117 W 117 D 89 H
WEIGHT	Contact us for additional information
MATERIALS	Marine-grade plywood frame, water barrier, polyolefin feet with rubber glides; 1.8 lb. anti-microbial foam seat cushion, Trillium filled back cushions, zippered covers in Fizz Collection fabrics or COM
NOTES	Commercial grade, suitable for outdoor use Includes 1 reversible seat cushion, 2 reversible back cushions Shown in Sunbelievable™ Cove Pearl 100% solution-dyed acrylic Yardage requirements: Check with us before placing orders for any fabrics; approx. 9 yards Ships polybag wrapped on carton tray Due to intense ultraviolet sunlight, purchasers in Arizona, California and Nevada should be aware that outdoor fabrics may incur uneven fading where upholstered furniture is placed partially in shade and partially in fully exposed sun; be sure to cover or use shades to protect furniture

**MADE TO ORDER · 6 WEEKS LEAD TIME**  
**FIND CUSTOM UPHOLSTERY OPTIONS AT SEASONALLIVING.COM**  
**SHIPS DIRECTLY FROM WEST COAST FACTORY, USA**



**CHOOSE FROM OUR FIZZ  
 FABRIC COLLECTION**



**FIZZ FABRICS ARE  
 ENVIRONMENTALLY SENSITIVE**

 **SEASONAL LIVING®**

TEL 512-554-5738 FAX 512-681-9188 WEB SeasonalLiving.com

Visit SeasonalLiving.com for complete product information.  
 Seasonal Living reserves the right to make minor design changes and to discontinue items,  
 materials and/or colors without notice. Printed colors cannot be guaranteed for accuracy.

Learn more about our Accidental  
 Damage Warranty at [bit.ly/SL-ADW](http://bit.ly/SL-ADW)





**IMPERIAL SPRITZ CUDDLE CORNER**

<b>ITEM NUMBER</b>	105FT004P2-CC
<b>DIMENSIONS (IN)</b>	NET 56W 56D 33H SEAT WIDTH 40 SEAT DEPTH 40 SEAT HEIGHT 17 ARM HEIGHT 33 GROSS 57W 57D 35H
<b>DIMENSIONS (CM)</b>	NET 142W 142D 84H SEAT WIDTH 101.5 SEAT DEPTH 101.5 SEAT HEIGHT 43 ARM HEIGHT 84 GROSS 145W 145D 89H
<b>WEIGHT</b>	Contact us for additional information
<b>MATERIALS</b>	Marine-grade plywood frame, water barrier, polyolefin feet with rubber glides; 1.8 lb. anti-microbial foam seat cushion, Trillium filled back cushions, zippered covers in Fizz Collection fabrics or COM
<b>NOTES</b>	Commercial grade, suitable for outdoor use Includes 1 reversible seat cushion, 2 reversible back cushions Shown in Sunbelievable™ Cove Pearl 100% solution-dyed acrylic Yardage requirements: Check with us before placing orders for any fabrics; approx. 11 yards Ships polybag wrapped on carton tray Due to intense ultraviolet sunlight, purchasers in Arizona, California and Nevada should be aware that outdoor fabrics may incur uneven fading where upholstered furniture is placed partially in shade and partially in fully exposed sun; be sure to cover or use shades to protect furniture

**MADE TO ORDER · 6 WEEKS LEAD TIME**  
**FIND CUSTOM UPHOLSTERY OPTIONS AT SEASONALLIVING.COM**  
**SHIPS DIRECTLY FROM WEST COAST FACTORY, USA**

CHOOSE FROM OUR FIZZ FABRIC COLLECTION 

FIZZ FABRICS ARE ENVIRONMENTALLY SENSITIVE 

 **SEASONAL LIVING®**

TEL 512-554-5738 FAX 512-681-9188 WEB SeasonalLiving.com

Visit SeasonalLiving.com for complete product information. Seasonal Living reserves the right to make minor design changes and to discontinue items, materials and/or colors without notice. Printed colors cannot be guaranteed for accuracy.



Learn more about our Accidental Damage Warranty at [bit.ly/SL-ADW](http://bit.ly/SL-ADW)





LEFT ARM FACING

### IMPERIAL SPRITZ ONE ARM APARTMENT SOFA

ITEM NUMBER	105FT004P2-SS-LAF LEFT ARM FACING 105FT004P2-SS-RAF RIGHT ARM FACING
DIMENSIONS (IN)	NET 79 W 40 D 33 H SEAT WIDTH 72 SEAT DEPTH 24 SEAT HEIGHT 17 ARM HEIGHT 22 GROSS 81 W 45 D 35 H
DIMENSIONS (CM)	NET 200.5 W 101.5 D 84 H SEAT WIDTH 183 SEAT DEPTH 61 SEAT HEIGHT 43 ARM HEIGHT 56 GROSS 205.5 W 114.5 D 89 H
WEIGHT	Contact us for additional information
MATERIALS	Marine-grade plywood frame, water barrier, polyolefin feet with rubber glides; 1.8 lb. anti-microbial foam seat cushions, Trillium filled back cushions, zippered covers in Fizz Collection fabrics or COM
NOTES	Commercial grade, suitable for outdoor use Includes 2 reversible seat cushions, 2 reversible back cushions Shown in Sunbelievable™ Cove Pearl 100% solution-dyed acrylic Yardage requirements: Check with us before placing orders for any fabrics; approx. 13 yards Ships polybag wrapped on carton tray Due to intense ultraviolet sunlight, purchasers in Arizona, California and Nevada should be aware that outdoor fabrics may incur uneven fading where upholstered furniture is placed partially in shade and partially in fully exposed sun; be sure to cover or use shades to protect furniture

**MADE TO ORDER · 6 WEEKS LEAD TIME**  
**FIND CUSTOM UPHOLSTERY OPTIONS AT SEASONALLIVING.COM**  
**SHIPS DIRECTLY FROM WEST COAST FACTORY, USA**



**CHOOSE FROM OUR FIZZ FABRIC COLLECTION**



**FIZZ FABRICS ARE ENVIRONMENTALLY SENSITIVE**

**SEASONAL LIVING®**

TEL 512-554-5738 FAX 512-681-9188 WEB SeasonalLiving.com

Visit SeasonalLiving.com for complete product information. Seasonal Living reserves the right to make minor design changes and to discontinue items, materials and/or colors without notice. Printed colors cannot be guaranteed for accuracy.

Learn more about our Accidental Damage Warranty at [bit.ly/SL-ADW](http://bit.ly/SL-ADW)






LEFT ARM FACING

**IMPERIAL SPRITZ ONE ARM CHAIR**

<b>ITEM NUMBER</b>	105FT004P2-C-LAF LEFT ARM FACING 105FT004P2-C-RAF RIGHT ARM FACING
<b>DIMENSIONS (IN)</b>	NET 43 W 40 D 33 H SEAT WIDTH 36 SEAT DEPTH 24 SEAT HEIGHT 17 ARM HEIGHT 22 GROSS 45 W 45 D 35 H
<b>DIMENSIONS (CM)</b>	NET 109 W 101.5 D 84 H SEAT WIDTH 91.5 SEAT DEPTH 61 SEAT HEIGHT 43 ARM HEIGHT 56 GROSS 114.5 W 114.5 D 89 H
<b>WEIGHT</b>	Contact us for additional information
<b>MATERIALS</b>	Marine-grade plywood frame, water barrier, polyolefin feet with rubber glides; 1.8 lb. anti-microbial foam seat cushion, Trillium filled back cushion, zippered covers in Fizz Collection fabrics or COM
<b>NOTES</b>	Commercial grade, suitable for outdoor use Includes 1 reversible seat cushion, 1 reversible back cushion Shown in Sunbelievable™ Cove Pearl 100% solution-dyed acrylic Yardage requirements: Check with us before placing orders for any fabrics; approx. 8 yards Ships polybag wrapped on carton tray Due to intense ultraviolet sunlight, purchasers in Arizona, California and Nevada should be aware that outdoor fabrics may incur uneven fading where upholstered furniture is placed partially in shade and partially in fully exposed sun; be sure to cover or use shades to protect furniture

**MADE TO ORDER · 6 WEEKS LEAD TIME**  
**FIND CUSTOM UPHOLSTERY OPTIONS AT SEASONALLIVING.COM**  
**SHIPS DIRECTLY FROM WEST COAST FACTORY, USA**

CHOOSE FROM OUR FIZZ FABRIC COLLECTION 

FIZZ FABRICS ARE ENVIRONMENTALLY SENSITIVE 

 **SEASONAL LIVING®**

TEL 512-554-5738 FAX 512-681-9188 WEB SeasonalLiving.com

Visit SeasonalLiving.com for complete product information. Seasonal Living reserves the right to make minor design changes and to discontinue items, materials and/or colors without notice. Printed colors cannot be guaranteed for accuracy.



Learn more about our Accidental Damage Warranty at [bit.ly/SL-ADW](http://bit.ly/SL-ADW)





LEFT ARM FACING

### IMPERIAL SPRITZ ONE ARM CHAISE

ITEM NUMBER	105FT004P2-CH-LAF LEFT ARM FACING 105FT004P2-CH-RAF RIGHT ARM FACING
DIMENSIONS (IN)	NET 44W 62.5D 33H SEAT WIDTH 37 SEAT DEPTH 46.5 SEAT HEIGHT 17 ARM HEIGHT 22 GROSS 46W 68D 35H
DIMENSIONS (CM)	NET 112W 159D 84H SEAT WIDTH 94 SEAT DEPTH 118 SEAT HEIGHT 43 ARM HEIGHT 56 GROSS 117W 172.5D 89H
WEIGHT	Contact us for additional information
MATERIALS	Marine-grade plywood frame, water barrier, polyolefin feet with rubber glides; 1.8 lb. anti-microbial foam seat cushion, Trillium filled back cushion, zippered covers in Fizz Collection fabrics or COM
NOTES	Commercial grade, suitable for outdoor use Includes 1 seat cushion, 1 reversible back cushion Shown in Sunbelievable™ Cove Pearl 100% solution-dyed acrylic Yardage requirements: Check with us before placing orders for any fabrics; approx. 9 yards Ships polybag wrapped on carton tray Due to intense ultraviolet sunlight, purchasers in Arizona, California and Nevada should be aware that outdoor fabrics may incur uneven fading where upholstered furniture is placed partially in shade and partially in fully exposed sun; be sure to cover or use shades to protect furniture

**MADE TO ORDER - 6 WEEKS LEAD TIME**  
**FIND CUSTOM UPHOLSTERY OPTIONS AT SEASONALLIVING.COM**  
**SHIPS DIRECTLY FROM WEST COAST FACTORY, USA**



**CHOOSE FROM OUR FIZZ FABRIC COLLECTION**



**FIZZ FABRICS ARE ENVIRONMENTALLY SENSITIVE**

 **SEASONAL LIVING®**

TEL 512-554-5738 FAX 512-681-9188 WEB SeasonalLiving.com

Visit SeasonalLiving.com for complete product information. Seasonal Living reserves the right to make minor design changes and to discontinue items, materials and/or colors without notice. Printed colors cannot be guaranteed for accuracy.

Learn more about our Accidental Damage Warranty at [bit.ly/SL-ADW](http://bit.ly/SL-ADW)





LEFT ARM FACING

**IMPERIAL SPRITZ ONE ARM PIANO**

<b>ITEM NUMBER</b>	105FT004P2-P-LAF LEFT ARM FACING 105FT004P2-P-RAF RIGHT ARM FACING
<b>DIMENSIONS (IN)</b>	NET 56W 56D 33H SEAT WIDTH 49 SEAT DEPTH 40 SEAT HEIGHT 17 ARM HEIGHT 22 GROSS 58W 58D 35H
<b>DIMENSIONS (CM)</b>	NET 142W 142D 84H SEAT WIDTH 124.5 SEAT DEPTH 101.5 SEAT HEIGHT 43 ARM HEIGHT 56 GROSS 147.5W 147.5D 89H
<b>WEIGHT</b>	Contact us for additional information
<b>MATERIALS</b>	Marine-grade plywood frame, water barrier, polyolefin feet with rubber glides; 1.8 lb. anti-microbial foam seat cushion, Trillium filled back cushions, zippered covers in Fizz Collection fabrics or COM
<b>NOTES</b>	Commercial grade, suitable for outdoor use Includes 1 seat cushion, 1 reversible back cushion Shown in Sunbelievable™ Cove Pearl 100% solution-dyed acrylic Yardage requirements: Check with us before placing orders for any fabrics; approx. 11 yards Ships polybag wrapped on carton tray Due to intense ultraviolet sunlight, purchasers in Arizona, California and Nevada should be aware that outdoor fabrics may incur uneven fading where upholstered furniture is placed partially in shade and partially in fully exposed sun; be sure to cover or use shades to protect furniture

**MADE TO ORDER · 6 WEEKS LEAD TIME**  
**FIND CUSTOM UPHOLSTERY OPTIONS AT SEASONALLIVING.COM**  
**SHIPS DIRECTLY FROM WEST COAST FACTORY, USA**

CHOOSE FROM OUR FIZZ FABRIC COLLECTION 

FIZZ FABRICS ARE ENVIRONMENTALLY SENSITIVE 

 **SEASONAL LIVING®**

TEL 512-554-5738 FAX 512-681-9188 WEB SeasonalLiving.com

Visit SeasonalLiving.com for complete product information. Seasonal Living reserves the right to make minor design changes and to discontinue items, materials and/or colors without notice. Printed colors cannot be guaranteed for accuracy.



Learn more about our Accidental Damage Warranty at [bit.ly/SL-ADW](http://bit.ly/SL-ADW)













FIZZ | JULEP






**JULEP ARMLESS CHAIR**

<b>ITEM NUMBER</b>	105FT002P2-AC
<b>DIMENSIONS (IN)</b>	NET 36W 43D 28H SEAT WIDTH 36 SEAT DEPTH 26.5 SEAT HEIGHT 18 GROSS 38W 27D 20H
<b>DIMENSIONS (CM)</b>	NET 91.5W 109D 71H SEAT WIDTH 91.5 SEAT DEPTH 67.5 SEAT HEIGHT 45.5 GROSS 96.5W 68.5D 50.1H
<b>WEIGHT</b>	Contact us for additional information
<b>MATERIALS</b>	Marine-grade plywood frame, water barrier, polyolefin feet with rubber glides; 1.8 lb. anti-microbial regular foam seat cushion, Trillium filled back pillow, zippered covers in Fizz Collection fabrics or COM
<b>NOTES</b>	Commercial grade, suitable for outdoor use Includes 1 reversible seat cushion, 1 reversible back pillow Shown in Sunbelievable™ Cove Pearl 100% solution-dyed acrylic Yardage requirements: Check with us before placing orders for any fabrics; approx. 8 yards Ships polybag wrapped on carton tray Due to intense ultraviolet sunlight, purchasers in Arizona, California and Nevada should be aware that outdoor fabrics may incur uneven fading where upholstered furniture is placed partially in shade and partially in fully exposed sun; be sure to cover or use shades to protect furniture

**MADE TO ORDER · 6 WEEKS LEAD TIME**  
**FIND CUSTOM UPHOLSTERY OPTIONS AT SEASONALLIVING.COM**  
**SHIPS DIRECTLY FROM WEST COAST FACTORY, USA**

CHOOSE FROM OUR FIZZ FABRIC COLLECTION 

FIZZ FABRICS ARE ENVIRONMENTALLY SENSITIVE 

 **SEASONAL LIVING®**

TEL 512-554-5738 FAX 512-681-9188 WEB SeasonalLiving.com

Visit SeasonalLiving.com for complete product information. Seasonal Living reserves the right to make minor design changes and to discontinue items, materials and/or colors without notice. Printed colors cannot be guaranteed for accuracy.



Learn more about our Accidental Damage Warranty at [bit.ly/SL-ADW](http://bit.ly/SL-ADW)





RIGHT SIDE BUMPER

**JULEP ARMLESS CHAIR WITH BUMPER**

<b>ITEM NUMBER</b>	105FT002P2-LSB LEFT SIDE BUMPER 105FT002P2-RSB RIGHT SIDE BUMPER
<b>DIMENSIONS (IN)</b>	NET 72 W 43 D 28 H SEAT WIDTH 72 SEAT DEPTH 26.5 SEAT HEIGHT 18 GROSS 74 W 45 D 30 H
<b>DIMENSIONS (CM)</b>	NET 183 W 109 D 71 H SEAT WIDTH 183 SEAT DEPTH 67.5 SEAT HEIGHT 45.5 GROSS 188 W 114.5 D 76 H
<b>WEIGHT</b>	Contact us for additional information
<b>MATERIALS</b>	Marine-grade plywood frame, water barrier, polyolefin feet with rubber glides; 1.8 lb. anti-microbial regular foam seat cushion, Trillium filled back pillow, zippered covers in Fizz Collection fabrics or COM
<b>NOTES</b>	Commercial grade, suitable for outdoor use  Includes 1 seat cushion, 1 reversible back pillow  Shown in Sunbelievable™ Cove Pearl 100% solution-dyed acrylic  Yardage requirements: Check with us before placing orders for any fabrics; approx. 8 yards  Ships polybag wrapped on carton tray  Due to intense ultraviolet sunlight, purchasers in Arizona, California and Nevada should be aware that outdoor fabrics may incur uneven fading where upholstered furniture is placed partially in shade and partially in fully exposed sun; be sure to cover or use shades to protect furniture

**MADE TO ORDER · 6 WEEKS LEAD TIME**  
**FIND CUSTOM UPHOLSTERY OPTIONS AT SEASONALLIVING.COM**  
**SHIPS DIRECTLY FROM WEST COAST FACTORY, USA**



**CHOOSE FROM OUR FIZZ FABRIC COLLECTION**



**FIZZ FABRICS ARE ENVIRONMENTALLY SENSITIVE**



TEL 512-554-5738 FAX 512-681-9188 WEB SeasonalLiving.com

Visit SeasonalLiving.com for complete product information. Seasonal Living reserves the right to make minor design changes and to discontinue items, materials and/or colors without notice. Printed colors cannot be guaranteed for accuracy.

Learn more about our Accidental Damage Warranty at [bit.ly/SL-ADW](http://bit.ly/SL-ADW)






LEFT SIDE ARMLESS

### JULEP ARMLESS CHAISE

<b>ITEM NUMBER</b>	105FT002P2-LSA LEFT SIDE ARMLESS 105FT002P2-RSA RIGHT SIDE ARMLESS
<b>DIMENSIONS (IN)</b>	NET 48 W 60 D 28 H SEAT WIDTH 36 SEAT DEPTH 43.5 SEAT HEIGHT 18 GROSS 50 W 62 D 30 H
<b>DIMENSIONS (CM)</b>	NET 122 W 152.5 D 71 H SEAT WIDTH 91.5 SEAT DEPTH 110.5 SEAT HEIGHT 45.5 GROSS 127 W 157.5 D 76 H
<b>WEIGHT</b>	Contact us for additional information
<b>MATERIALS</b>	Marine-grade plywood frame, water barrier, polyolefin feet with rubber glides; 1.8 lb. anti-microbial regular foam seat cushion, Trillium filled back pillow, zippered covers in Fizz Collection fabrics or COM
<b>NOTES</b>	Commercial grade, suitable for outdoor use Includes 1 reversible seat cushion, 1 reversible back pillow Shown in Sunbelievable™ Cove Pearl 100% solution-dyed acrylic Yardage requirements: Check with us before placing orders for any fabrics; approx. 9 yards Ships polybag wrapped on carton tray Due to intense ultraviolet sunlight, purchasers in Arizona, California and Nevada should be aware that outdoor fabrics may incur uneven fading where upholstered furniture is placed partially in shade and partially in fully exposed sun; be sure to cover or use shades to protect furniture

**MADE TO ORDER · 6 WEEKS LEAD TIME**  
**FIND CUSTOM UPHOLSTERY OPTIONS AT SEASONALLIVING.COM**  
**SHIPS DIRECTLY FROM WEST COAST FACTORY, USA**

CHOOSE FROM OUR FIZZ FABRIC COLLECTION 

FIZZ FABRICS ARE ENVIRONMENTALLY SENSITIVE 

 **SEASONAL LIVING®**

TEL 512-554-5738 FAX 512-681-9188 WEB SeasonalLiving.com

Visit SeasonalLiving.com for complete product information. Seasonal Living reserves the right to make minor design changes and to discontinue items, materials and/or colors without notice. Printed colors cannot be guaranteed for accuracy.



Learn more about our Accidental Damage Warranty at [bit.ly/SL-ADW](http://bit.ly/SL-ADW)





### JULEP ARMLESS LOVESEAT

<b>ITEM NUMBER</b>	105FT002P2-ALS
<b>DIMENSIONS (IN)</b>	NET 72 W 43 D 28 H SEAT WIDTH 72 SEAT DEPTH 26.5 SEAT HEIGHT 18 GROSS 74 W 45 D 30 H
<b>DIMENSIONS (CM)</b>	NET 183 W 109 D 71 H SEAT WIDTH 183 SEAT DEPTH 67.5 SEAT HEIGHT 45.5 GROSS 188 W 114.5 D 76 H
<b>WEIGHT</b>	Contact us for additional information
<b>MATERIALS</b>	Marine-grade plywood frame, water barrier, polyolefin feet with rubber glides; 1.8 lb. anti-microbial regular foam seat cushions, Trillium filled back pillows, zippered covers in Fizz Collection fabrics or COM
<b>NOTES</b>	Commercial grade, suitable for outdoor use Includes 2 reversible seat cushions, 2 reversible back pillows Shown in Sunbelievable™ Cove Pearl 100% solution-dyed acrylic Yardage requirements: Check with us before placing orders for any fabrics; approx. 14 yards Ships polybag wrapped on carton tray Due to intense ultraviolet sunlight, purchasers in Arizona, California and Nevada should be aware that outdoor fabrics may incur uneven fading where upholstered furniture is placed partially in shade and partially in fully exposed sun; be sure to cover or use shades to protect furniture

**MADE TO ORDER · 6 WEEKS LEAD TIME**  
**FIND CUSTOM UPHOLSTERY OPTIONS AT SEASONALLIVING.COM**  
**SHIPS DIRECTLY FROM WEST COAST FACTORY, USA**



**CHOOSE FROM OUR FIZZ FABRIC COLLECTION**



**FIZZ FABRICS ARE ENVIRONMENTALLY SENSITIVE**

 **SEASONAL LIVING®**

TEL 512-554-5738 FAX 512-681-9188 WEB SeasonalLiving.com

Visit SeasonalLiving.com for complete product information. Seasonal Living reserves the right to make minor design changes and to discontinue items, materials and/or colors without notice. Printed colors cannot be guaranteed for accuracy.

Learn more about our Accidental Damage Warranty at [bit.ly/SL-ADW](http://bit.ly/SL-ADW)











## JULEP CORNER

<b>ITEM NUMBER</b>	105FT002P2-CRN
<b>DIMENSIONS (IN)</b>	NET 43 W 43 D 28 H SEAT WIDTH 26.5 SEAT DEPTH 26.5 SEAT HEIGHT 18 GROSS 45 W 45 D 30 H
<b>DIMENSIONS (CM)</b>	NET 109 W 109 D 71 H SEAT WIDTH 67.5 SEAT DEPTH 67.5 SEAT HEIGHT 45.5 GROSS 114.5 W 114.5 D 76 H
<b>WEIGHT</b>	Contact us for additional information
<b>MATERIALS</b>	Marine-grade plywood frame, water barrier, polyolefin feet with rubber glides; 1.8 lb. anti-microbial regular foam seat cushion, Trillium filled back pillow, zippered covers in Fizz Collection fabrics or COM
<b>NOTES</b>	Commercial grade, suitable for outdoor use Includes 1 reversible seat cushion, 2 reversible back pillows Shown in Sunbelievable™ Cove Pearl 100% solution-dyed acrylic Yardage requirements: Check with us before placing orders for any fabrics; approx. 9 yards Ships polybag wrapped on carton tray Due to intense ultraviolet sunlight, purchasers in Arizona, California and Nevada should be aware that outdoor fabrics may incur uneven fading where upholstered furniture is placed partially in shade and partially in fully exposed sun; be sure to cover or use shades to protect furniture

**MADE TO ORDER · 6 WEEKS LEAD TIME**  
**FIND CUSTOM UPHOLSTERY OPTIONS AT SEASONALLIVING.COM**  
**SHIPS DIRECTLY FROM WEST COAST FACTORY, USA**



**CHOOSE FROM OUR FIZZ  
FABRIC COLLECTION**



**FIZZ FABRICS ARE  
ENVIRONMENTALLY SENSITIVE**

 **SEASONAL LIVING®**


TEL 512-554-5738 FAX 512-681-9188 WEB [SeasonalLiving.com](http://SeasonalLiving.com)

Visit [SeasonalLiving.com](http://SeasonalLiving.com) for complete product information.  
 Seasonal Living reserves the right to make minor design changes and to discontinue items,  
 materials and/or colors without notice. Printed colors cannot be guaranteed for accuracy.

Learn more about our Accidental  
 Damage Warranty at [bit.ly/SL-ADW](http://bit.ly/SL-ADW)









FIZZ | MIMOSA TROPICALE







### MIMOSA TROPICALE ARMLESS SOFA

ITEM NUMBER	105FT003P2-AS
DIMENSIONS (IN)	NET 89W 46D 36H SEAT DEPTH 24 SEAT HEIGHT 18 GROSS 86W 65D 38H
DIMENSIONS (CM)	NET 226W 117D 91.5H SEAT DEPTH 61 SEAT HEIGHT 45.5 GROSS 218.5W 165D 96.5H
WEIGHT	Contact us for additional information
MATERIALS	Marine-grade plywood frame, water barrier, brushed stainless steel legs with clear powder coat, nylon glides; 1.8 lb. anti-microbial foam seat cushion, Trillium filled back pillows, zippered covers in Fizz Collection fabrics or COM
NOTES	Commercial grade, suitable for outdoor use Includes 1 reversible seat cushion, 3 reversible back pillows Shown in Sunbelievable™ Cove Pearl 100% solution-dyed acrylic Yardage requirements: Check with us before placing orders for any fabrics; approx. 15 yards Ships polybag wrapped on carton tray Due to intense ultraviolet sunlight, purchasers in Arizona, California and Nevada should be aware that outdoor fabrics may incur uneven fading where upholstered furniture is placed partially in shade and partially in fully exposed sun; be sure to cover or use shades to protect furniture

**MADE TO ORDER · 6 WEEKS LEAD TIME**  
**FIND CUSTOM UPHOLSTERY OPTIONS AT SEASONALLIVING.COM**  
**SHIPS DIRECTLY FROM WEST COAST FACTORY, USA**

CHOOSE FROM OUR FIZZ FABRIC COLLECTION 

FIZZ FABRICS ARE ENVIRONMENTALLY SENSITIVE 

 **SEASONAL LIVING®**

TEL 512-554-5738 FAX 512-681-9188 WEB [SeasonalLiving.com](http://SeasonalLiving.com)

Visit [SeasonalLiving.com](http://SeasonalLiving.com) for complete product information. Seasonal Living reserves the right to make minor design changes and to discontinue items, materials and/or colors without notice. Printed colors cannot be guaranteed for accuracy.



Learn more about our Accidental Damage Warranty at [bit.ly/SL-ADW](http://bit.ly/SL-ADW)





RIGHT SIDE BUMPER

### MIMOSA TROPICALE ARMLESS SOFA WITH BUMPER

ITEM NUMBER	105FT003P2-AS-LSB LEFT SIDE BUMPER 105FT003P2-AS-RSB RIGHT SIDE BUMPER
DIMENSIONS (IN)	NET 83 W 46 D 36 H SEAT DEPTH 24 SEAT HEIGHT 18 GROSS 86 W 65 D 38 H
DIMENSIONS (CM)	NET 211 W 117 D 91.5 H SEAT DEPTH 61 SEAT HEIGHT 45.5 GROSS 218.5 W 165 D 96.5 H
WEIGHT	Contact us for additional information
MATERIALS	Marine-grade plywood frame, water barrier, brushed stainless steel legs with clear powder coat, nylon glides; 1.8 lb. anti-microbial foam seat cushion, Trillium filled back pillows, zippered covers in Fizz Collection fabrics or COM
NOTES	Commercial grade, suitable for outdoor use Includes 1 seat cushion, 2 reversible back pillows Shown in Sunbelievable™ Cove Pearl 100% solution-dyed acrylic Yardage requirements: Check with us before placing orders for any fabrics; approx. 12 yards Ships polybag wrapped on carton tray Due to intense ultraviolet sunlight, purchasers in Arizona, California and Nevada should be aware that outdoor fabrics may incur uneven fading where upholstered furniture is placed partially in shade and partially in fully exposed sun; be sure to cover or use shades to protect furniture

**MADE TO ORDER - 6 WEEKS LEAD TIME**  
**FIND CUSTOM UPHOLSTERY OPTIONS AT SEASONALLIVING.COM**  
**SHIPS DIRECTLY FROM WEST COAST FACTORY, USA**



**CHOOSE FROM OUR FIZZ FABRIC COLLECTION**



**FIZZ FABRICS ARE ENVIRONMENTALLY SENSITIVE**

**SEASONAL LIVING®**

TEL 512-554-5738 FAX 512-681-9188 WEB SeasonalLiving.com

Visit SeasonalLiving.com for complete product information. Seasonal Living reserves the right to make minor design changes and to discontinue items, materials and/or colors without notice. Printed colors cannot be guaranteed for accuracy.

Learn more about our Accidental Damage Warranty at [bit.ly/SL-ADW](http://bit.ly/SL-ADW)





### MIMOSA TROPICALE OTTOMAN

ITEM NUMBER	105FT003P2-OTT
DIMENSIONS (IN)	NET 48 DIA 18 H   GROSS 50 W 50 D 21 H
DIMENSIONS (CM)	NET 122 DIA 45.5 H   GROSS 127 W 127 D 53.5 H
WEIGHT	Contact us for additional information
MATERIALS	Marine-grade plywood frame, 1.8 lb. anti-microbial foam, water barrier, brushed stainless steel legs with clear powder coat, nylon glides, Fizz Collection fabrics or COM
NOTES	<p>Commercial grade, suitable for outdoor use</p> <p>Shown in Sunbelievable™ Cove Pearl 100% solution-dyed acrylic</p> <p>Yardage requirements: Check with us before placing orders for any fabrics; approx. 5 yards</p> <p>Ships polybag wrapped on carton tray</p> <p>Due to intense ultraviolet sunlight, purchasers in Arizona, California and Nevada should be aware that outdoor fabrics may incur uneven fading where upholstered furniture is placed partially in shade and partially in fully exposed sun; be sure to cover or use shades to protect furniture</p>

**MADE TO ORDER · 6 WEEKS LEAD TIME**  
**FIND CUSTOM UPHOLSTERY OPTIONS AT SEASONALLIVING.COM**  
**SHIPS DIRECTLY FROM WEST COAST FACTORY, USA**

CHOOSE FROM OUR FIZZ  
 FABRIC COLLECTION 

FIZZ FABRICS ARE  
 ENVIRONMENTALLY SENSITIVE 

 **SEASONAL LIVING®**

TEL 512-554-5738 FAX 512-681-9188 WEB [SeasonalLiving.com](http://SeasonalLiving.com)

Visit [SeasonalLiving.com](http://SeasonalLiving.com) for complete product information.  
 Seasonal Living reserves the right to make minor design changes and to discontinue items, materials and/or colors without notice. Printed colors cannot be guaranteed for accuracy.



Learn more about our Accidental  
 Damage Warranty at [bit.ly/SL-ADW](http://bit.ly/SL-ADW)













PERPETUAL COLLECTION



# PERPETUAL



## SILKY SOFT TO THE TOUCH

European know-how and expertise is shown in fabulous Venetian-plaster like concrete finish. Silky smooth to the touch.



## SUPERIOR HAND CRAFTSMANSHIP

No two pieces will be alike, making each piece unique—a sight to behold and a joy to the touch.



## RICH, DURABLE WOOD

Our Perpetual reclaimed Teak collection is entirely recycled from man's progress. History is on display in our reclaimed wood, showcasing notches and uses from a previous incarnation.



## PERFORMANCE GLIDES

Our rubber stripping protects the best flooring.



## SUPERIOR ENGINEERING

Attention to details goes beyond skin deep. We get into the details, making sure that precision engineering goes beyond what most concrete furniture offers—reinventing the concept of “Vorsprung Durch Technik” as it relates to this sophisticated, world-class collection.





## ENVIRONMENTALLY SOUND

Sustainable reinforcement material “ramie” is used, which means no use of resin or fiberglass substances in the concrete or finish. All products are fully recyclable at the end of life cycle.



## EUROPEAN EXCELLENCE

Incorporating deep European knowledge and craftsmanship. Years of experience is delivered so that you can enjoy the best of lightweight concrete married to stunning material palettes.



## YIN AND YANG

Fabulous specifier color palettes from slate or beautiful ivory with steel or reclaimed teak—how can you go wrong?



## RICH ARCHITECTURAL DESIGNS

Our elegant and sophisticated designs help to fashion each piece into exquisite furniture. Perfect for **Outdoors In**.



## ARCHITECTURAL DETAILING

Some skimp on the details. We don't. Our scale is superbly executed to create fine conversation pieces.



## PERFECT SYMMETRY

Precision designs provide clean, crisp details, creating perfect symmetry and balance.



## SUPPORT WOMEN

Female owned, designed and operated concrete furniture business, using sustainable materials produced in a developing country that employs minorities who would struggle to gain employment in the traditional jobs sector.

# Perpetual Collection

LIGHTWEIGHT CONCRETE FURNITURE



## ANDOO DINING TABLE

ITEM NUMBER	P5019923212	IVORY WHITE		
	P5019923201	SLATE GRAY		
DIMENSIONS (IN)	NET 108 W 38 D 30 H	TOP 108 W 38 D 3 H	BASE EA 23 W 14 D 30 H	
	GROSS TOP 118 W 47.5 D 12 H	BASE EA 27 W 19 D 33 H		
DIMENSIONS (CM)	NET 274 W 97 D 76 H	TOP 274 W 97 D 8 H	BASE EA 58 W 36 D 76 H	
	GROSS TOP 300 W 121 D 30 H	BASE EA 69 W 48 D 84 H		
WEIGHT	NET 401 LB	TOP 238 LB	BASE EA 84 LB	GROSS 507 LB
	NET 182 KG	TOP 108 KG	BASE EA 38 KG	GROSS 230 KG
VOLUME	48.4 CBF	1.37 CBM		
MATERIALS	Handmade lightweight concrete, nylon glides			
NOTES	Recommended for residential use			
	<b>Ready to Assemble:</b> Product ships in 3 boxes (table top and 2 bases) and requires simple hand assembly			



This item is also available in  
IVORY WHITE

**IMPORTANT INSTRUCTIONS:** Do not jump on, climb, rock, sit or stand on this item.

Product is not designed to support human seated or standing weight.

**IMPORTANT HANDLING INSTRUCTIONS:** When unpacking or moving large Perpetual table tops it is very important that you lift EACH side of the table top at the same time. DO NOT move table top and bases together—you will damage the table. Failure to support and lift all sides of the table top at the same time can result in fracturing / cracking center of table top.

**A sample bottle of concrete sealer is shipped with this item. Buyer must seal product upon receipt and should purchase additional specified sealer to be applied regularly. FAILURE TO PROPERLY SEAL PRODUCT VOIDS WARRANTY.**



Learn more about our Accidental Damage Warranty at [bit.ly/SL-ADW](https://bit.ly/SL-ADW)

 **SEASONAL LIVING®**

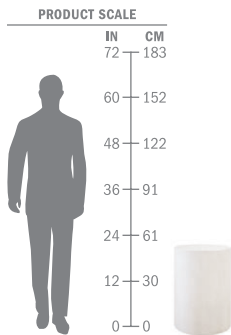
TEL 512-554-5738 FAX 512-681-9188 WEB [SeasonalLiving.com](https://SeasonalLiving.com)

Visit [SeasonalLiving.com](https://SeasonalLiving.com) for complete product information. Seasonal Living reserves the right to make minor design changes and to discontinue items, materials and/or colors without notice. Printed colors cannot be guaranteed for accuracy.





This item is also available in  
SLATE GRAY



### BEN ACCENT TABLE

ITEM NUMBER	501FT127P2W	IVORY WHITE
	501FT127P2G	SLATE GRAY
DIMENSIONS (IN)	NET 15 DIA 21 H	GROSS 18.5W 18.5D 24.5H
DIMENSIONS (CM)	NET 38 DIA 52 H	GROSS 47.5W 47.5D 62 H
WEIGHT	NET 31 LB	GROSS 42 LB   NET 14 KG GROSS 19 KG
VOLUME	4.9 CBF .14 CBM	
MATERIALS	Handmade lightweight concrete, nylon glides	
NOTES	Recommended for residential use	
	Ships in 1 box	

**A sample bottle of concrete sealer is shipped with this item. Buyer must seal product upon receipt and should purchase additional specified sealer to be applied regularly. FAILURE TO PROPERLY SEAL PRODUCT VOIDS WARRANTY.**



 **SEASONAL LIVING®**

TEL 512-554-5738 FAX 512-681-9188 WEB SeasonalLiving.com

Visit SeasonalLiving.com for complete product information. Seasonal Living reserves the right to make minor design changes and to discontinue items, materials and/or colors without notice. Printed colors cannot be guaranteed for accuracy.

Learn more about our Accidental Damage Warranty at [bit.ly/SL-ADW](https://bit.ly/SL-ADW)





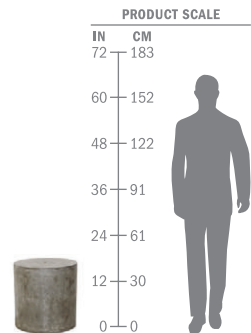
**BILL ACCENT TABLE**

ITEM NUMBER	501FT025P2W IVORY WHITE 501FT025P2G SLATE GRAY
DIMENSIONS (IN)	NET 16 DIA 16 H   GROSS 19.5W 19.5D 20 H
DIMENSIONS (CM)	NET 40 DIA 40 H   GROSS 49.5W 49.5D 50 H
WEIGHT	NET 31 LB GROSS 42 LB   NET 14 KG GROSS 19 KG
VOLUME	4.33 CBF .12 CBM
MATERIALS	Handmade lightweight concrete, nylon glides
NOTES	Recommended for residential use Ships in 1 box

**A sample bottle of concrete sealer is shipped with this item. Buyer must seal product upon receipt and should purchase additional specified sealer to be applied regularly. FAILURE TO PROPERLY SEAL PRODUCT VOIDS WARRANTY.**



This item is also available in  
IVORY WHITE



Learn more about our Accidental Damage Warranty at [bit.ly/SL-ADW](http://bit.ly/SL-ADW)



TEL 512-554-5738 FAX 512-681-9188 WEB SeasonalLiving.com

Visit SeasonalLiving.com for complete product information. Seasonal Living reserves the right to make minor design changes and to discontinue items, materials and/or colors without notice. Printed colors cannot be guaranteed for accuracy.





This item is also available in  
SLATE GRAY

## DELAPAN DINING TABLE

ITEM NUMBER	501FT130P2W IVORY WHITE <b>SPECIAL ORDER ONLY</b> 501FT130P2G SLATE GRAY
DIMENSIONS (IN)	NET 57 W 57 D 30 H TOP 57 W 57 D 3 H BASE EA 25.5 W 25.5 D 29 H GROSS TOP 62.5 W 62.5 D 8 H BASE EA 28.5 W 16.5 D 34 H
DIMENSIONS (CM)	NET 145 W 145 D 76 H TOP 145 W 145 D 8 H BASE EA 65 W 65 D 74 H GROSS TOP 159 W 159 D 20 H BASE EA 72 W 42 D 86 H
WEIGHT	NET 301 LB TOP 184 LB BASE EA 58.5 LB   GROSS 332 LB NET 136.5 KG TOP 83.5 KG BASE EA 26.5 KG   GROSS 150.5 KG
VOLUME	45.9CBF 1.3CBM
MATERIALS	Handmade lightweight concrete with rubber strips along each base
NOTES	Recommended for residential use  <b>Ready to Assemble:</b> Product ships in 3 boxes (table top and 2 bases) and requires simple hand assembly

**IMPORTANT HANDLING INSTRUCTIONS:** When unpacking or moving large Perpetual table tops it is very important that you lift EACH side of the table top at the same time. DO NOT move table top and bases together—you will damage the table. Failure to support and lift all sides of the table top at the same time can result in fracturing / cracking center of table top.

**A sample bottle of concrete sealer is shipped with this item. Buyer must seal product upon receipt and should purchase additional specified sealer to be applied regularly. FAILURE TO PROPERLY SEAL PRODUCT VOIDS WARRANTY.**



IVORY WHITE AVAILABLE  
BY SPECIAL ORDER ONLY

 **SEASONAL LIVING®**

TEL 512-554-5738 FAX 512-681-9188 WEB SeasonalLiving.com

Visit SeasonalLiving.com for complete product information.  
Seasonal Living reserves the right to make minor design changes and to discontinue items, materials and/or colors without notice. Printed colors cannot be guaranteed for accuracy.

Learn more about our Accidental  
Damage Warranty at [bit.ly/SL-ADW](https://bit.ly/SL-ADW)

  
PERPETUAL  
COLLECTION



**GRAND LOUIE COFFEE TABLE**

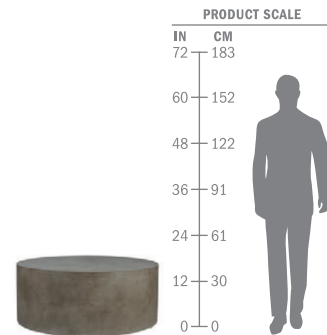
ITEM NUMBER	501FT128P2W IVORY WHITE 501FT128P2G SLATE GRAY
DIMENSIONS (IN)	NET 40.5 DIA 16.5 H   GROSS 45.5 W 45.5 D 20 H
DIMENSIONS (CM)	NET 103 DIA 42 H   GROSS 115 W 115 D 50 H
WEIGHT	NET 180 LB GROSS 203 LB   NET 80 KG GROSS 88.5 KG
VOLUME	23.5 CBF .66 CBM
MATERIALS	Handmade lightweight concrete, nylon glides
NOTES	Recommended for residential use Ships in 1 box

**IMPORTANT INSTRUCTIONS:** Do not sit or stand on this product. Table is not designed to support human seated or standing weight.

A sample bottle of concrete sealer is shipped with this item. Buyer must seal product upon receipt and should purchase additional specified sealer to be applied regularly. FAILURE TO PROPERLY SEAL PRODUCT VOIDS WARRANTY.



This item is also available in  
IVORY WHITE



Learn more about our Accidental Damage Warranty at [bit.ly/SL-ADW](http://bit.ly/SL-ADW)




TEL 512-554-5738 FAX 512-681-9188 WEB SeasonalLiving.com

Visit SeasonalLiving.com for complete product information. Seasonal Living reserves the right to make minor design changes and to discontinue items, materials and/or colors without notice. Printed colors cannot be guaranteed for accuracy.





This item is also available in  
SLATE GRAY



### LIMA COFFEE TABLE

ITEM NUMBER	501FT145P2W IVORY WHITE 501FT145P2G SLATE GRAY
DIMENSIONS (IN)	NET 57 W 57 D 11.5 H TOP 57 W 57 D 4 H BASE 27.5 W 27.5 D 11 H GROSS TOP 62.5 W 62.5 D 8 H BASE 32.5 W 32.5 D 15.5 H
DIMENSIONS (CM)	NET 145 W 145 D 29 H TOP 145 W 145 D 10 H BASE 70 W 70 D 28 H GROSS TOP 159 W 159 D 22 H BASE 82 W 82 D 40 H
WEIGHT	NET 289 LB TOP 204 LB BASE 85 LB   GROSS 316 LB NET 131 KG TOP 92.5 KG BASE 14.5 KG   GROSS 143.5 KG
VOLUME	29CBF .82CBM
MATERIALS	Handmade lightweight concrete with rubber strips along each base
NOTES	Recommended for residential use  <b>Ready to Assemble:</b> Product ships in 2 boxes (table top and base) and requires simple hand assembly

**IMPORTANT HANDLING INSTRUCTIONS:** When unpacking or moving large Perpetual table tops it is very important that you lift EACH side of the table top at the same time. DO NOT move table top and bases together—you will damage the table. Failure to support and lift all sides of the table top at the same time can result in fracturing / cracking center of table top.

**A sample bottle of concrete sealer is shipped with this item. Buyer must seal product upon receipt and should purchase additional specified sealer to be applied regularly. FAILURE TO PROPERLY SEAL PRODUCT VOIDS WARRANTY.**



TEL 512-554-5738 FAX 512-681-9188 WEB SeasonalLiving.com

Visit SeasonalLiving.com for complete product information. Seasonal Living reserves the right to make minor design changes and to discontinue items, materials and/or colors without notice. Printed colors cannot be guaranteed for accuracy.

Learn more about our Accidental Damage Warranty at [bit.ly/SL-ADW](https://bit.ly/SL-ADW)



# Perpetual Collection

LIGHTWEIGHT CONCRETE FURNITURE



## MONOLITH TABLE

ITEM NUMBER	501FT165P2W IVORY WHITE 501FT165P2G SLATE GRAY
DIMENSIONS (IN)	NET 71 W 17.5 D 14 H   GROSS 75.5 W 22 D 18 H
DIMENSIONS (CM)	NET 180 W 45 D 35 H   GROSS 192 W 56 D 46 H
WEIGHT	NET 154.5 LB GROSS 170 LB   NET 70 KG GROSS 77 KG
VOLUME	17.3 CBF .49 CBM
MATERIALS	Handmade lightweight concrete, nylon glides
NOTES	Recommended for residential use Ships in 1 box



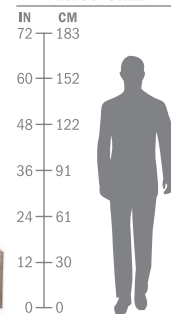
This item is also available in  
IVORY WHITE

**IMPORTANT INSTRUCTIONS:** Do not sit or stand on this product. Table is not designed to support human seated or standing weight.

**IMPORTANT HANDLING INSTRUCTIONS:** When unpacking or moving large Perpetual table tops it is very important that you lift EACH side of the table top at the same time. DO NOT move table top and bases together—you will damage the table. Failure to support and lift all sides of the table top at the same time can result in fracturing / cracking center of table top.

A sample bottle of concrete sealer is shipped with this item. Buyer must seal product upon receipt and should purchase additional specified sealer to be applied regularly. FAILURE TO PROPERLY SEAL PRODUCT VOIDS WARRANTY.

### PRODUCT SCALE



Learn more about our Accidental  
Damage Warranty at [bit.ly/SL-ADW](http://bit.ly/SL-ADW)

 **SEASONAL LIVING®**

TEL 512-554-5738 FAX 512-681-9188 WEB [SeasonalLiving.com](http://SeasonalLiving.com)

Visit [SeasonalLiving.com](http://SeasonalLiving.com) for complete product information.  
Seasonal Living reserves the right to make minor design changes and to discontinue items,  
materials and/or colors without notice. Printed colors cannot be guaranteed for accuracy.





This item is also available in  
SLATE GRAY

## PROVENCE BAR TABLE

ITEM NUMBER	501FT023P2W IVORY WHITE <b>SPECIAL ORDER ONLY</b> 501FT023P2G SLATE GRAY
DIMENSIONS (IN)	NET 32 W 32 D 43 H TOP 32 W 32 D 4 H BASE 16 W 16 D 42 H GROSS TOP 38 W 38 D 9 H BASE 21 W 21 D 47 H
DIMENSIONS (CM)	NET 80 W 80 D 107 H TOP 80 W 80 D 10 H BASE 40 W 40 D 106 H GROSS TOP 94 W 94 D 22.5 H BASE 51 W 51 D 117 H
WEIGHT	NET 164 LB TOP 71 LB BASE 93 LB   GROSS 194 LB NET 74 KG TOP 32 KG BASE 42 KG   GROSS 88 KG
VOLUME	18CBF .5CBM
MATERIALS	Handmade lightweight concrete
NOTES	Recommended for residential use  <b>Ready to Assemble:</b> Product ships in 2 boxes (table top and base) and requires simple hand assembly

**A sample bottle of concrete sealer is shipped with this item. Buyer must seal product upon receipt and should purchase additional specified sealer to be applied regularly. FAILURE TO PROPERLY SEAL PRODUCT VOIDS WARRANTY.**



**IVORY WHITE AVAILABLE  
BY SPECIAL ORDER ONLY**

 **SEASONAL LIVING®**

TEL 512-554-5738 FAX 512-681-9188 WEB [SeasonalLiving.com](http://SeasonalLiving.com)

Visit [SeasonalLiving.com](http://SeasonalLiving.com) for complete product information.  
Seasonal Living reserves the right to make minor design changes and to discontinue items, materials and/or colors without notice. Printed colors cannot be guaranteed for accuracy.

Learn more about our Accidental  
Damage Warranty at [bit.ly/SL-ADW](http://bit.ly/SL-ADW)

  
PERPETUAL  
COLLECTION



**SCALLOP ACCENT TABLE TALL**

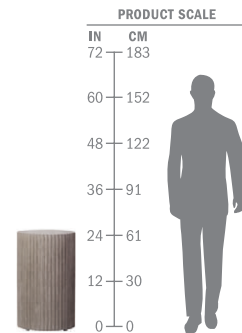
ITEM NUMBER	P5019923022	IVORY WHITE
	P5019923011	SLATE GRAY
DIMENSIONS (IN)	NET 15 DIA 25 H   GROSS 20 W 20 D 30 H	
DIMENSIONS (CM)	NET 38 DIA 63 H   GROSS 51 W 51 D 76 H	
WEIGHT	NET 53 LB GROSS 70.5 LB   NET 24 KG GROSS 32 KG	
VOLUME	7.1 CBF .2 CBM	
MATERIALS	Handmade lightweight concrete, nylon glides	
NOTES	Recommended for residential use	
	Ships in 1 box	



This item is also available in  
IVORY WHITE

**IMPORTANT INSTRUCTIONS:** Do not jump on, climb, rock, sit or stand on this item. Product is not designed to support human seated or standing weight.

A sample bottle of concrete sealer is shipped with this item. Buyer must seal product upon receipt and should purchase additional specified sealer to be applied regularly. FAILURE TO PROPERLY SEAL PRODUCT VOIDS WARRANTY.



Learn more about our Accidental  
Damage Warranty at [bit.ly/SL-ADW](http://bit.ly/SL-ADW)



TEL 512-554-5738 FAX 512-681-9188 WEB SeasonalLiving.com

Visit SeasonalLiving.com for complete product information. Seasonal Living reserves the right to make minor design changes and to discontinue items, materials and/or colors without notice. Printed colors cannot be guaranteed for accuracy.





This item is also available in  
IVORY WHITE

## SUPER KOS BAR TABLE

ITEM NUMBER	501FT179P2W IVORY WHITE <b>SPECIAL ORDER ONLY</b> 501FT179P2G SLATE GRAY <b>SPECIAL ORDER ONLY</b>
DIMENSIONS (IN)	NET 119W 31.5D 43H TOP 119W 31.5D 4H BASE EA 16W 16D 42H GROSS TOP 126.5W 40D 12H BASE EA 21W 21D 47H
DIMENSIONS (CM)	NET 300W 80D 107H TOP 300W 80D 10H BASE EA 40W 40D 106H GROSS TOP 321W 101D 29H BASE EA 51W 51D 117H
WEIGHT	NET 566.5LB TOP 289LB BASE EA 92.5LB   GROSS 644LB NET 257KG TOP 131KG BASE EA 42KG   GROSS 292KG
VOLUME	44CBF 1.24CBM
MATERIALS	Handmade lightweight concrete with rubber strips along each base, nylon glides
NOTES	Recommended for residential use  <b>Ready to Assemble:</b> Product ships in 4 boxes (table top and 3 bases) and requires simple hand assembly

**IMPORTANT HANDLING INSTRUCTIONS:** When unpacking or moving large Perpetual table tops it is very important that you lift EACH side of the table top at the same time. DO NOT move table top and bases together—you will damage the table. Failure to support and lift all sides of the table top at the same time can result in fracturing / cracking center of table top.

**A sample bottle of concrete sealer is shipped with this item. Buyer must seal product upon receipt and should purchase additional specified sealer to be applied regularly. FAILURE TO PROPERLY SEAL PRODUCT VOIDS WARRANTY.**



AVAILABLE BY  
SPECIAL ORDER ONLY

 **SEASONAL LIVING®**

TEL 512-554-5738 FAX 512-681-9188 WEB [SeasonalLiving.com](http://SeasonalLiving.com)

Visit [SeasonalLiving.com](http://SeasonalLiving.com) for complete product information. Seasonal Living reserves the right to make minor design changes and to discontinue items, materials and/or colors without notice. Printed colors cannot be guaranteed for accuracy.

Learn more about our Accidental  
Damage Warranty at [bit.ly/SL-ADW](http://bit.ly/SL-ADW)

  
PERPETUAL  
COLLECTION

# Perpetual Collection

LIGHTWEIGHT CONCRETE FURNITURE



## T-BENCH

ITEM NUMBER	P501992202 IVORY WHITE P501992201 SLATE GRAY
DIMENSIONS (IN)	NET 63W 15.5D 18H TOP 63W 15.5D 4.5H BASE 39.5W 10D 17.5H GROSS TOP 68W 20.5D 9.5H BASE 44W 17.5D 22H
DIMENSIONS (CM)	NET 160W 40D 46H TOP 160W 40D 12H BASE 100W 26D 44H GROSS TOP 173W 52D 24H BASE 112W 44D 56H
WEIGHT	NET 147.5LB   GROSS 194LB NET 67KG   GROSS 88KG
VOLUME	17.3 CBF .49CBM
MATERIALS	Handmade lightweight concrete, nylon glides
NOTES	Recommended for residential use  <b>Ready to Assemble:</b> Product ships in 2 boxes (bench top and base) and requires simple hand assembly

**IMPORTANT INSTRUCTIONS:** Do not stand on this product. Product is not designed to support human standing weight.

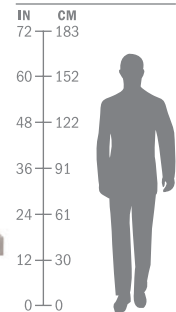
**IMPORTANT HANDLING INSTRUCTIONS:** When unpacking or moving large Perpetual table tops it is very important that you lift EACH side of the table top at the same time. DO NOT move table top and bases together—you will damage the table. Failure to support and lift all sides of the table top at the same time can result in fracturing / cracking center of table top.

**A sample bottle of concrete sealer is shipped with this item. Buyer must seal product upon receipt and should purchase additional specified sealer to be applied regularly. FAILURE TO PROPERLY SEAL PRODUCT VOIDS WARRANTY.**



This item is also available in  
IVORY WHITE

### PRODUCT SCALE



Learn more about our Accidental  
Damage Warranty at [bit.ly/SL-ADW](http://bit.ly/SL-ADW)

 **SEASONAL LIVING®**

TEL 512-554-5738 FAX 512-681-9188 WEB [SeasonalLiving.com](http://SeasonalLiving.com)

Visit [SeasonalLiving.com](http://SeasonalLiving.com) for complete product information. Seasonal Living reserves the right to make minor design changes and to discontinue items, materials and/or colors without notice. Printed colors cannot be guaranteed for accuracy.





This item is also available in  
SLATE GRAY

## TAMA RECTANGLE DINING TABLE DOUBLE PEDESTAL

ITEM NUMBER	P5019923142	IVORY WHITE	
	P5019923131	SLATE GRAY	
DIMENSIONS (IN)	NET 79 W 35 D 30 H	TOP 79 W 35 D 3 H	BASE EA 21.5 W 14 D 29 H
	GROSS TOP 84.5 W 43 D 8.5 H	BASE EA 25.5 W 17.5 D 33 H	
DIMENSIONS (CM)	NET 200 W 90 D 76 H	TOP 200 W 90 D 7.5 H	BASE EA 55 W 35 D 74 H
	GROSS TOP 214 W 109 D 22 H	BASE EA 65 W 45 D 84 H	
WEIGHT	NET 368 LB	TOP 205 LB	BASE EA 81.5 LB   GROSS 474 LB
	NET 167 KG	TOP 93 KG	BASE EA 37 KG   GROSS 215 KG
VOLUME	26.8CBF .76CBM		
MATERIALS	Handmade lightweight concrete, nylon glides		
NOTES	Recommended for residential use		
	Ready to Assemble: Product ships in 3 boxes (table top and 2 bases) and requires simple hand assembly		

**IMPORTANT INSTRUCTIONS:** Do not jump on, climb, rock, sit or stand on this item. Product is not designed to support human seated or standing weight.

**IMPORTANT HANDLING INSTRUCTIONS:** When unpacking or moving large Perpetual table tops it is very important that you lift EACH side of the table top at the same time. DO NOT move table top and bases together—you will damage the table. Failure to support and lift all sides of the table top at the same time can result in fracturing / cracking center of table top.

**A sample bottle of concrete sealer is shipped with this item. Buyer must seal product upon receipt and should purchase additional specified sealer to be applied regularly. FAILURE TO PROPERLY SEAL PRODUCT VOIDS WARRANTY.**

 **SEASONAL LIVING®**

TEL 512-554-5738 FAX 512-681-9188 WEB SeasonalLiving.com

Visit SeasonalLiving.com for complete product information. Seasonal Living reserves the right to make minor design changes and to discontinue items, materials and/or colors without notice. Printed colors cannot be guaranteed for accuracy.

Learn more about our Accidental  
Damage Warranty at [bit.ly/SL-ADW](https://bit.ly/SL-ADW)

  
PERPETUAL  
COLLECTION



**TAMA RECTANGLE DINING TABLE  
SINGLE PEDESTAL**

ITEM NUMBER	P5019923162 P5019923151	IVORY WHITE SLATE GRAY
DIMENSIONS (IN)	NET 67 W 35 D 30 H TOP 67 W 35 D 4 H BASE 23.5 W 15.5 D 29 H GROSS TOP 71.5 W 40 D 9 H BASE 28.5 W 20.5 D 33 H	
DIMENSIONS (CM)	NET 170 W 90 D 76 H TOP 170 W 90 D 10 H BASE 60 W 40 D 74 H GROSS TOP 182 W 102 D 23 H BASE 72 W 52 D 84 H	
WEIGHT	NET 247 LB TOP 180.5 LB BASE 84 LB   GROSS 319.5 LB NET 112 KG TOP 82 KG BASE 38 KG   GROSS 145 KG	
VOLUME	26.1 CBF .74 CBM	
MATERIALS	Handmade lightweight concrete, nylon glides	
NOTES	Recommended for residential use  <b>Ready to Assemble:</b> Product ships in 2 boxes (table top and base) and requires simple hand assembly	



This item is also available in  
IVORY WHITE

**IMPORTANT INSTRUCTIONS:** Do not jump on, climb, rock, sit or stand on this item. Product is not designed to support human seated or standing weight.

**IMPORTANT HANDLING INSTRUCTIONS:** When unpacking or moving large Perpetual table tops it is very important that you lift EACH side of the table top at the same time. DO NOT move table top and bases together—you will damage the table. Failure to support and lift all sides of the table top at the same time can result in fracturing / cracking center of table top.

**A sample bottle of concrete sealer is shipped with this item. Buyer must seal product upon receipt and should purchase additional specified sealer to be applied regularly. FAILURE TO PROPERLY SEAL PRODUCT VOIDS WARRANTY.**



Learn more about our Accidental  
Damage Warranty at [bit.ly/SL-ADW](http://bit.ly/SL-ADW)



TEL 512-554-5738 FAX 512-681-9188 WEB [SeasonalLiving.com](http://SeasonalLiving.com)

Visit [SeasonalLiving.com](http://SeasonalLiving.com) for complete product information. Seasonal Living reserves the right to make minor design changes and to discontinue items, materials and/or colors without notice. Printed colors cannot be guaranteed for accuracy.





This item is also available in  
SLATE GRAY

## TAMA ROUND DINING TABLE

ITEM NUMBER	P5019923182 P5019923171	IVORY WHITE SLATE GRAY
DIMENSIONS (IN)	NET 57 DIA 30 H TOP 57 DIA 2.5 H BASE 17.5 DIA 29 H GROSS TOP 63 W 63 D 12 H BASE 22.5 W 22.5 D 33 H	
DIMENSIONS (CM)	NET 145 DIA 76 H TOP 145 DIA 6 H BASE 45 DIA 74 H GROSS TOP 160 W 160 D 22 H BASE 57 W 57 D 84 H	
WEIGHT	NET 211.5 LB TOP 139 LB BASE 73 LB   GROSS 264.5 LB NET 96 KG TOP 63 KG BASE 33 KG   GROSS 120 KG	
VOLUME	29.3 CBF .83 CBM	
MATERIALS	Handmade lightweight concrete, nylon glides	
NOTES	Recommended for residential use  <b>Ready to Assemble:</b> Product ships in 2 boxes (table top and base) and requires simple hand assembly	

**IMPORTANT INSTRUCTIONS:** Do not jump on, climb, rock, sit or stand on this item. Product is not designed to support human seated or standing weight.

**IMPORTANT HANDLING INSTRUCTIONS:** When unpacking or moving large Perpetual table tops it is very important that you lift EACH side of the table top at the same time. DO NOT move table top and bases together—you will damage the table. Failure to support and lift all sides of the table top at the same time can result in fracturing / cracking center of table top.

**A sample bottle of concrete sealer is shipped with this item. Buyer must seal product upon receipt and should purchase additional specified sealer to be applied regularly. FAILURE TO PROPERLY SEAL PRODUCT VOIDS WARRANTY.**

 **SEASONAL LIVING®**

TEL 512-554-5738 FAX 512-681-9188 WEB [SeasonalLiving.com](http://SeasonalLiving.com)

Visit [SeasonalLiving.com](http://SeasonalLiving.com) for complete product information. Seasonal Living reserves the right to make minor design changes and to discontinue items, materials and/or colors without notice. Printed colors cannot be guaranteed for accuracy.

Learn more about our Accidental  
Damage Warranty at [bit.ly/SL-ADW](http://bit.ly/SL-ADW)

  
PERPETUAL  
COLLECTION



## TERRACE COFFEE TABLE

ITEM NUMBER	P501992012 IVORY WHITE P501992011 SLATE GRAY
DIMENSIONS (IN)	NET 57W 35.5D 18.5H TOP 57W 35.5D 4H BASE 23.5W 15.5D 18H GROSS TOP 62W 40D 9H BASE 28.5W 16.5D 23H
DIMENSIONS (CM)	NET 145W 90D 47H TOP 145W 90D 10H BASE 60W 40D 46H GROSS TOP 158W 102D 23H BASE 72W 42D 58H
WEIGHT	NET 216LB   GROSS 258LB NET 98KG   GROSS 117KG
VOLUME	19.4 CBF .55CBM
MATERIALS	Handmade lightweight concrete, nylon glides
NOTES	Recommended for residential use  <b>Ready to Assemble:</b> Product ships in 2 boxes (table top and base) and requires simple hand assembly

**IMPORTANT INSTRUCTIONS:** Do not sit or stand on this product. Table is not designed to support human seated or standing weight.

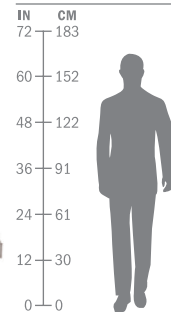
**IMPORTANT HANDLING INSTRUCTIONS:** When unpacking or moving large Perpetual table tops it is very important that you lift EACH side of the table top at the same time. DO NOT move table top and bases together—you will damage the table. Failure to support and lift all sides of the table top at the same time can result in fracturing / cracking center of table top.

A sample bottle of concrete sealer is shipped with this item. Buyer must seal product upon receipt and should purchase additional specified sealer to be applied regularly. FAILURE TO PROPERLY SEAL PRODUCT VOIDS WARRANTY.



This item is also available in  
IVORY WHITE

PRODUCT SCALE



Learn more about our Accidental  
Damage Warranty at [bit.ly/SL-ADW](http://bit.ly/SL-ADW)



TEL 512-554-5738 FAX 512-681-9188 WEB SeasonalLiving.com

Visit SeasonalLiving.com for complete product information. Seasonal Living reserves the right to make minor design changes and to discontinue items, materials and/or colors without notice. Printed colors cannot be guaranteed for accuracy.





WIDE



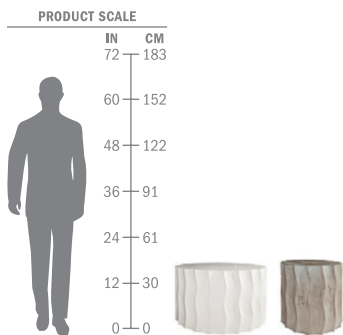
SHORT

### WAVE ACCENT TABLES

ITEM NUMBER	501FT052P2GM	WIDE SLATE GRAY
	501FT052P2WM	WIDE IVORY WHITE
	501FT052P2GS	SHORT SLATE GRAY
	501FT052P2WS	SHORT IVORY WHITE
DIMENSIONS (IN)	NET WIDE 26 DIA 15H	SHORT 16 DIA 16H
	GROSS WIDE 31 W 31 D 21H	SHORT 21 W 21 D 21H
DIMENSIONS (CM)	NET WIDE 66 DIA 39H	SHORT 40 DIA 40H
	GROSS WIDE 79 W 79 D 53H	SHORT 53 W 53 D 54H
WEIGHT	NET WIDE 75 LB	SHORT 40 LB   GROSS WIDE 90 LB SHORT 48 LB
	NET WIDE 34 KG	SHORT 18 KG   GROSS WIDE 41 KG SHORT 22 KG
VOLUME	WIDE 11.65 CBF SHORT 5.33 CBF   WIDE .33 CBM SHORT .15 CBM	
MATERIALS	Handmade lightweight concrete, nylon glides	
NOTES	Recommended for residential use	
	Sold individually	
	Each table ships in 1 box	

**IMPORTANT INSTRUCTIONS:** Do not sit or stand on this product. Table is not designed to support human seated or standing weight.

A sample bottle of concrete sealer is shipped with this item. Buyer must seal product upon receipt and should purchase additional specified sealer to be applied regularly. FAILURE TO PROPERLY SEAL PRODUCT VOIDS WARRANTY.



TEL 512-554-5738 FAX 512-681-9188 WEB SeasonalLiving.com

Visit SeasonalLiving.com for complete product information. Seasonal Living reserves the right to make minor design changes and to discontinue items, materials and/or colors without notice. Printed colors cannot be guaranteed for accuracy.

Learn more about our Accidental Damage Warranty at [bit.ly/SL-ADW](http://bit.ly/SL-ADW)





REPAIR KIT



REFURBISHMENT KIT

CONCRETE ACCESSORIES

ITEM NUMBER	501MS001W	REPAIR KIT, IVORY WHITE
	501MS001G	REPAIR KIT, SLATE GRAY
	501MS006W	REFURBISHMENT KIT, IVORY WHITE
	501MS006G	REFURBISHMENT KIT, SLATE GRAY
	501MS002	SEALER, 1-LITER

**NOTES** To avoid staining, do not use or place any item on top of any Perpetual lightweight concrete surface without sealing the product with our specially formulated sealer.

A 3.0ML bottle of sealer is shipped with every product—LOOK for it carefully in the shipped carton box. READ the Product Care instructions shipped and follow instructions on how to apply the sealer.

Buyer is responsible for sealing and re-sealing product depending upon where it is located and how often it is soiled. The sealer ONLY provides you with a temporary protective solution to stains. Failure to quickly clean up spills and regularly re-apply our specified sealer can result in stains that are not possible to remove.

Use our **Repair Kit** to repair minor surface chips to your lightweight concrete products. Specify Ivory White or Slate Gray.

Use our **Refurbishment Kit** to repigment surfaces and refurbish rough finishes on lightweight concrete surfaces. Specify Ivory White or Slate Gray.



Learn more about our Accidental Damage Warranty at [bit.ly/SL-ADW](http://bit.ly/SL-ADW)

Watch a video to learn about regularly sealing your concrete furniture

[bit.ly/sl-millenia](http://bit.ly/sl-millenia)



TEL 512-554-5738 FAX 512-681-9188 WEB SeasonalLiving.com

Visit SeasonalLiving.com for complete product information. Seasonal Living reserves the right to make minor design changes and to discontinue items, materials and/or colors without notice. Printed colors cannot be guaranteed for accuracy.











PERPETUAL JOY COLLECTION



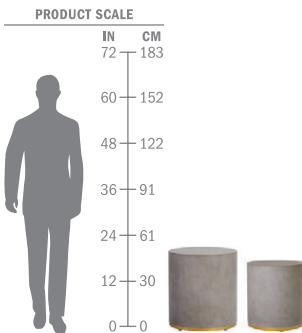
DESIGN BY LAUREN ASHLEY DESIGN







This item is also available in  
IVORY WHITE



### LINEA RING ACCENT TABLE SET

ITEM NUMBER	P50199230627 SET OF 2 IVORY WHITE   GOLD BASE P50199230517 SET OF 2 SLATE GRAY   GOLD BASE
DIMENSIONS (IN)	NET TALL 19 DIA 19 H SHORT 16 DIA 16 H GROSS SET OF 2 23.5 W 23.5 D 26 H
DIMENSIONS (CM)	NET TALL 48 DIA 48 H SHORT 40 DIA 40 H GROSS SET OF 2 60 W 60 D 66 H
WEIGHT	NET LARGE 50.5 LB SMALL 28.5 LB GROSS SET OF 2 108 LB NET LARGE 23 KG SMALL 13 KG GROSS SET OF 2 49 KG
VOLUME	8.5 CBF .24 CBM
MATERIALS	Handmade lightweight concrete, metallic gold lacquer, nylon glides
NOTES	Recommended for residential use Sold as set of 2 in same color Features unique base ring accented in gold lacquer Set of 2 ships in 1 box

**IMPORTANT INSTRUCTIONS:** Do not jump on, climb, rock, sit or stand on this item. Product is not designed to support human seated or standing weight.

A sample bottle of concrete sealer is shipped with this item. Buyer must seal product upon receipt and should purchase additional specified sealer to be applied regularly. FAILURE TO PROPERLY SEAL PRODUCT VOIDS WARRANTY.



TEL 512-554-5738 FAX 512-681-9188 WEB SeasonalLiving.com

Visit SeasonalLiving.com for complete product information. Seasonal Living reserves the right to make minor design changes and to discontinue items, materials and/or colors without notice. Printed colors cannot be guaranteed for accuracy.

Learn more about our Accidental Damage Warranty at [bit.ly/SL-ADW](http://bit.ly/SL-ADW)





**SANTORI DOUBLE RING  
ACCENT TABLE SHORT**

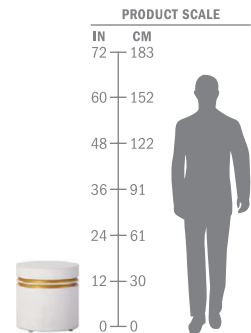
ITEM NUMBER	P50199230827	IVORY WHITE   GOLD RING ACCENTS
	P50199230717	SLATE GRAY   GOLD RING ACCENTS
DIMENSIONS (IN)	NET 16 DIA 16 H	GROSS 21 W 21 D 21.5 H
DIMENSIONS (CM)	NET 40 DIA 40 H	GROSS 53 W 53 D 54 H
WEIGHT	NET 39.5 LB GROSS 57.5 LB	NET 18 KG GROSS 26 KG
VOLUME	5.3 CBF .15 CBM	
MATERIALS	Handmade lightweight concrete, metallic gold lacquer, nylon glides	
NOTES	Recommended for residential use	
	Features unique double rings accented in gold lacquer	
	Ships in 1 box	

**IMPORTANT INSTRUCTIONS: Do not jump on, climb, rock, sit or stand on this item.**  
Product is not designed to support human seated or standing weight.

**A sample bottle of concrete sealer is shipped with this item. Buyer must seal product upon receipt and should purchase additional specified sealer to be applied regularly. FAILURE TO PROPERLY SEAL PRODUCT VOIDS WARRANTY.**



This item is also available in  
SLATE GRAY



Learn more about our Accidental  
Damage Warranty at [bit.ly/SL-ADW](http://bit.ly/SL-ADW)



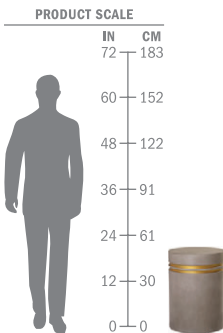
TEL 512-554-5738 FAX 512-681-9188 WEB SeasonalLiving.com

Visit SeasonalLiving.com for complete product information.  
Seasonal Living reserves the right to make minor design changes and to discontinue items,  
materials and/or colors without notice. Printed colors cannot be guaranteed for accuracy.





This item is also available in  
IVORY WHITE



### SANTORI DOUBLE RING ACCENT TABLE TALL

ITEM NUMBER	P50199231027	IVORY WHITE   GOLD RING ACCENTS
	P50199230917	SLATE GRAY   GOLD RING ACCENTS
DIMENSIONS (IN)	NET 15 DIA 20 H	GROSS 19.5 W 19.5 D 26.5 H
DIMENSIONS (CM)	NET 38 DIA 52 H	GROSS 50 W 50 D 67 H
WEIGHT	NET 44 LB	GROSS 64 LB   NET 20 KG GROSS 29 KG
VOLUME	6 CBF .17 CBM	
MATERIALS	Handmade lightweight concrete, metallic gold lacquer, nylon glides	
NOTES	Recommended for residential use	
	Features unique double rings accented in gold lacquer	
	Ships in 1 box	

**IMPORTANT INSTRUCTIONS: Do not jump on, climb, rock, sit or stand on this item.**  
Product is not designed to support human seated or standing weight.

**A sample bottle of concrete sealer is shipped with this item. Buyer must seal product upon receipt and should purchase additional specified sealer to be applied regularly. FAILURE TO PROPERLY SEAL PRODUCT VOIDS WARRANTY.**

 **SEASONAL LIVING®**

TEL 512-554-5738 FAX 512-681-9188 WEB SeasonalLiving.com

Visit SeasonalLiving.com for complete product information.  
Seasonal Living reserves the right to make minor design changes and to discontinue items,  
materials and/or colors without notice. Printed colors cannot be guaranteed for accuracy.

Learn more about our Accidental  
Damage Warranty at [bit.ly/SL-ADW](http://bit.ly/SL-ADW)





### SCALLOP ZANZIBAR COFFEE TABLE

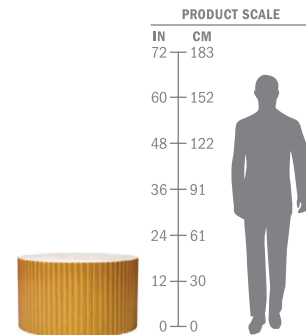
ITEM NUMBER	P50199230427	IVORY WHITE TOP   GOLD SIDES
	P50199230317	SLATE GRAY TOP   GOLD SIDES
DIMENSIONS (IN)	NET 26 DIA 15 H   GROSS 31 W 31 D 20.5 H	
DIMENSIONS (CM)	NET 66 DIA 38 H   GROSS 79 W 79 D 52 H	
WEIGHT	NET 77 LB GROSS 103.5 LB   NET 35 KG GROSS 47 KG	
VOLUME	11.3 CBF .32 CBM	
MATERIALS	Handmade lightweight concrete, metallic gold lacquer, nylon glides	
NOTES	Recommended for residential use	
	Ships in 1 box	

**IMPORTANT INSTRUCTIONS:** Do not jump on, climb, rock, sit or stand on this item. Product is not designed to support human seated or standing weight.

A sample bottle of concrete sealer is shipped with this item. Buyer must seal product upon receipt and should purchase additional specified sealer to be applied regularly. FAILURE TO PROPERLY SEAL PRODUCT VOIDS WARRANTY.



This item is also available with SLATE GRAY TOP



**SEASONAL LIVING®**

TEL 512-554-5738 FAX 512-681-9188 WEB SeasonalLiving.com

Visit SeasonalLiving.com for complete product information. Seasonal Living reserves the right to make minor design changes and to discontinue items, materials and/or colors without notice. Printed colors cannot be guaranteed for accuracy.

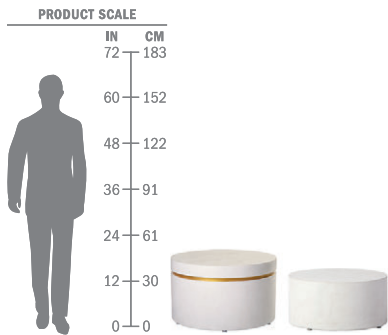


Learn more about our Accidental Damage Warranty at [bit.ly/SL-ADW](http://bit.ly/SL-ADW)





This item is also available in SLATE GRAY



**SERENDIPITY RING ACCENT TABLE SET**

ITEM NUMBER	P50199231227 SET OF 2 IVORY WHITE   GOLD RING ACCENT P50199231117 SET OF 2 SLATE GRAY   GOLD RING ACCENT
DIMENSIONS (IN)	NET TALL 26 DIA 15 H SHORT 23 DIA 11 H GROSS SET OF 2 30.5 W 30.5 D 23 H
DIMENSIONS (CM)	NET TALL 66 DIA 38 H SHORT 58 DIA 28 H GROSS SET OF 2 78 W 78 D 58 H
WEIGHT	NET TALL 68.5 LB SHORT 42 LB GROSS SET OF 2 150 LB NET TALL 31 KG SHORT 19 KG GROSS SET OF 2 68 KG
VOLUME	12.4 CBF .35 CBM
MATERIALS	Handmade lightweight concrete, metallic gold lacquer, nylon glides
NOTES	Recommended for residential use Tall table features unique ring accented in gold lacquer Sold as set of 2 in same color Set of 2 ships in 1 box

**IMPORTANT INSTRUCTIONS:** Do not jump on, climb, rock, sit or stand on this item. Product is not designed to support human seated or standing weight.

A sample bottle of concrete sealer is shipped with this item. Buyer must seal product upon receipt and should purchase additional specified sealer to be applied regularly. FAILURE TO PROPERLY SEAL PRODUCT VOIDS WARRANTY.



TEL 512-554-5738 FAX 512-681-9188 WEB SeasonalLiving.com

Visit SeasonalLiving.com for complete product information. Seasonal Living reserves the right to make minor design changes and to discontinue items, materials and/or colors without notice. Printed colors cannot be guaranteed for accuracy.

Learn more about our Accidental Damage Warranty at [bit.ly/SL-ADW](http://bit.ly/SL-ADW)









PERPETUAL TEAK COLLECTION



### CLIP DINING TABLE 87"

ITEM NUMBER	501FT187P2W-87 IVORY WHITE TOP   RECLAIMED TEAK BASES 501FT187P2G-87 SLATE GRAY TOP   RECLAIMED TEAK BASES
DIMENSIONS (IN)	NET 86.5W 35.5D 30H TOP 86.5W 35.5D 4H BASE EA 10W 25.5D 29H GROSS TOP 93W 43D 9.5H BASES 21W 28D 31.5H
DIMENSIONS (CM)	NET 220W 90D 76H TOP 220W 90D 10H BASE EA 25W 65D 74H GROSS TOP 236W 109D 24H BASES 53W 71D 80H
WEIGHT	NET 258LB TOP 209.5LB BASE EA 48.5LB   GROSS 365LB NET 117KG TOP 95KG BASE EA 22KG   GROSS 165.5KG
VOLUME	32.5 CBF .92 CBM
MATERIALS	Handmade lightweight concrete top, reclaimed teak bases
NOTES	Recommended for residential use  <b>Ready to Assemble:</b> Product ships in 2 boxes (table top and bases) and requires simple hand assembly



This item is also available in  
IVORY WHITE

**IMPORTANT HANDLING INSTRUCTIONS:** When unpacking or moving large Perpetual table tops it is very important that you lift EACH side of the table top at the same time. DO NOT move table top and bases together—you will damage the table. Failure to support and lift all sides of the table top at the same time can result in fracturing / cracking center of table top.

**A sample bottle of concrete sealer is shipped with this item. Buyer must seal product upon receipt and should purchase additional specified sealer to be applied regularly. FAILURE TO PROPERLY SEAL PRODUCT VOIDS WARRANTY.**



Learn more about our Accidental Damage Warranty at [bit.ly/SL-ADW](http://bit.ly/SL-ADW)



TEL 512-554-5738 FAX 512-681-9188 WEB [SeasonalLiving.com](http://SeasonalLiving.com)

Visit [SeasonalLiving.com](http://SeasonalLiving.com) for complete product information. Seasonal Living reserves the right to make minor design changes and to discontinue items, materials and/or colors without notice. Printed colors cannot be guaranteed for accuracy.





This item is also available in  
SLATE GRAY

### CLIP DINING TABLE 118"

ITEM NUMBER	501FT187P2W-118 IVORY WHITE TOP   RECLAIMED TEAK BASES 501FT187P2G-118 SLATE GRAY TOP   RECLAIMED TEAK BASES
DIMENSIONS (IN)	NET 118W 38D 30H TOP 118W 38D 4H BASE EA 10W 25.5D 29H GROSS TOP 124.5W 45.5D 10H BASES 21W 28D 31.5H
DIMENSIONS (CM)	NET 300W 97D 76H TOP 300W 97D 10H BASE EA 25W 65D 74H GROSS TOP 316W 116D 25H BASES 53W 71D 80H
WEIGHT	NET 346LB TOP 297.5LB BASE EA 48.5LB   GROSS 446.5LB NET 157KG TOP 135KG BASE EA 22KG   GROSS 202.5KG
VOLUME	42.7CBF 1.21CBM
MATERIALS	Handmade lightweight concrete top, reclaimed teak bases
NOTES	Recommended for residential use  <b>Ready to Assemble:</b> Product ships in 2 boxes (table top and bases) and requires simple hand assembly

**IMPORTANT HANDLING INSTRUCTIONS:** When unpacking or moving large Perpetual table tops it is very important that you lift EACH side of the table top at the same time. DO NOT move table top and bases together—you will damage the table. Failure to support and lift all sides of the table top at the same time can result in fracturing / cracking center of table top.

**A sample bottle of concrete sealer is shipped with this item. Buyer must seal product upon receipt and should purchase additional specified sealer to be applied regularly. FAILURE TO PROPERLY SEAL PRODUCT VOIDS WARRANTY.**



TEL 512-554-5738 FAX 512-681-9188 WEB SeasonalLiving.com

Visit SeasonalLiving.com for complete product information. Seasonal Living reserves the right to make minor design changes and to discontinue items, materials and/or colors without notice. Printed colors cannot be guaranteed for accuracy.

Learn more about our Accidental Damage Warranty at [bit.ly/SL-ADW](https://bit.ly/SL-ADW)





## JAVA ROUND DINING TABLE

ITEM NUMBER	P501982002 IVORY WHITE P501982001 SLATE GRAY
DIMENSIONS (IN)	NET 60 DIA 30 H TOP 60 DIA 3 H BASE 28.5 W 23 D 29 H GROSS TOP 70.2 W 70.5 D 14 H BASE 34.5 W 28.5 D 17 H
DIMENSIONS (CM)	NET 152 DIA 76 H TOP 152 DIA 8 H BASE 72 W 59 D 74 H GROSS TOP 179 W 179 D 35 H BASE 88 W 73 D 43 H
WEIGHT	NET 282 LB GROSS 339.5 LB   NET 128 KG GROSS 154 KG
VOLUME	49.4 CBF 1.4 CBM
MATERIALS	Handmade lightweight concrete top, reclaimed teak base, nylon glides
NOTES	Recommended for residential use  <b>Ready to Assemble:</b> Product ships in 2 boxes (table top and base) and requires simple hand assembly

**IMPORTANT HANDLING INSTRUCTIONS:** When unpacking or moving large Perpetual table tops it is very important that you lift EACH side of the table top at the same time. DO NOT move table top and bases together—you will damage the table. Failure to support and lift all sides of the table top at the same time can result in fracturing / cracking center of table top.

**A sample bottle of concrete sealer is shipped with this item. Buyer must seal product upon receipt and should purchase additional specified sealer to be applied regularly. FAILURE TO PROPERLY SEAL PRODUCT VOIDS WARRANTY.**



This item is also available in  
IVORY WHITE



Learn more about our Accidental Damage Warranty at [bit.ly/SL-ADW](http://bit.ly/SL-ADW)



TEL 512-554-5738 FAX 512-681-9188 WEB [SeasonalLiving.com](http://SeasonalLiving.com)

Visit [SeasonalLiving.com](http://SeasonalLiving.com) for complete product information. Seasonal Living reserves the right to make minor design changes and to discontinue items, materials and/or colors without notice. Printed colors cannot be guaranteed for accuracy.





This item is also available in  
SLATE GRAY

### LUCCA COUNTER TABLE

ITEM NUMBER	P501981962 IVORY WHITE P501981961 SLATE GRAY
DIMENSIONS (IN)	NET 120 W 40 D 36 H TOP 120 W 40 D 3 H BASE 63 W 24.5 D 35 H GROSS TOP 127 W 47.5 D 10.5 H BASE 68 W 45.5 D 12.5 H
DIMENSIONS (CM)	NET 305 W 102 D 91 H TOP 305 W 102 D 8 H BASE 160 W 62 D 89 H GROSS TOP 322 W 121 D 27 H BASE 173 W 115 D 32 H
WEIGHT	NET 456.5 LB GROSS 494 LB   NET 207 KG GROSS 224 KG
VOLUME	59.3 CBF 1.68 CBM
MATERIALS	Handmade lightweight concrete top, reclaimed teak base, nylon glides
NOTES	Recommended for residential use  <b>Ready to Assemble:</b> Product ships in 2 boxes (table top and base) and requires simple hand assembly

**IMPORTANT HANDLING INSTRUCTIONS:** When unpacking or moving large Perpetual table tops it is very important that you lift EACH side of the table top at the same time. DO NOT move table top and bases together—you will damage the table. Failure to support and lift all sides of the table top at the same time can result in fracturing / cracking center of table top.

**A sample bottle of concrete sealer is shipped with this item. Buyer must seal product upon receipt and should purchase additional specified sealer to be applied regularly. FAILURE TO PROPERLY SEAL PRODUCT VOIDS WARRANTY.**



TEL 512-554-5738 FAX 512-681-9188 WEB SeasonalLiving.com

Visit SeasonalLiving.com for complete product information. Seasonal Living reserves the right to make minor design changes and to discontinue items, materials and/or colors without notice. Printed colors cannot be guaranteed for accuracy.

Learn more about our Accidental Damage Warranty at [bit.ly/SL-ADW](https://bit.ly/SL-ADW)





## MYKONOS BAR TABLE

<b>ITEM NUMBER</b>	501FT169P2W IVORY WHITE TOP WITH RECLAIMED TEAK BASE 501FT169P2G SLATE GRAY TOP WITH RECLAIMED TEAK BASE
<b>DIMENSIONS (IN)</b>	NET 118 W 38 D 42 H TOP 118 W 38 D 4 H BASE 27 W 12 D 41.5 H GROSS TOP 124.5 W 45.5 D 10 H BASE 44 W 29 D 14 H GROSS FOOTREST 103 W 22 D 4.5 H
<b>DIMENSIONS (CM)</b>	NET 300 W 97 D 107 H TOP 300 W 97 D 10 H BASE 68 W 30 D 106 H GROSS TOP 316 W 116 D 25 H BASE 112 W 74 D 35 H GROSS FOOTREST 262 W 56 D 12 H
<b>WEIGHT</b>	NET 518 LB TOP 286.5 LB BASE 181 LB FOOTREST 50.5 LB   GROSS 597.5 LB NET 235 KG TOP 130 KG BASE 82 KG FOOTREST 23 KG   GROSS 271 KG
<b>VOLUME</b>	48 CBF 1.36 CBM
<b>MATERIALS</b>	Handmade lightweight concrete top, solid reclaimed teak base and frame
<b>NOTES</b>	Recommended for residential use  <b>Ready to Assemble:</b> Product ships in 3 boxes (table top, base and footrest) and requires simple hand assembly

**IMPORTANT HANDLING INSTRUCTIONS:** When unpacking or moving large Perpetual table tops it is very important that you lift EACH side of the table top at the same time. DO NOT move table top and bases together—you will damage the table. Failure to support and lift all sides of the table top at the same time can result in fracturing / cracking center of table top.

**A sample bottle of concrete sealer is shipped with this item. Buyer must seal product upon receipt and should purchase additional specified sealer to be applied regularly. FAILURE TO PROPERLY SEAL PRODUCT VOIDS WARRANTY.**



This item is also available in  
IVORY WHITE



Learn more about our Accidental Damage Warranty at [bit.ly/SL-ADW](https://bit.ly/SL-ADW)



TEL 512-554-5738 FAX 512-681-9188 WEB [SeasonalLiving.com](https://SeasonalLiving.com)

Visit [SeasonalLiving.com](https://SeasonalLiving.com) for complete product information. Seasonal Living reserves the right to make minor design changes and to discontinue items, materials and/or colors without notice. Printed colors cannot be guaranteed for accuracy.

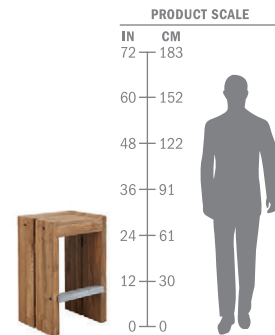






## SOLO BAR STOOL

ITEM NUMBER	501FT047P2 SET OF 2
DIMENSIONS (IN)	NET 15W 13D 28H   GROSS 31.5W 17.5D 9.5H
DIMENSIONS (CM)	NET 38W 32D 71H   GROSS 80W 45D 24H
WEIGHT	NET 55LB GROSS 64LB   NET 25KG GROSS 29KG
VOLUME	3.2CBF .09CBM
MATERIALS	Solid reclaimed teak, galvanized iron footrest, nylon glides
NOTES	Recommended for residential use Sold as set of 2 <b>Ready to Assemble:</b> Set of 2 ships in 2 boxes and requires simple hand assembly



Learn more about our Accidental Damage Warranty at [bit.ly/SL-ADW](http://bit.ly/SL-ADW)

 **SEASONAL LIVING®**

TEL 512-554-5738 FAX 512-681-9188 WEB [SeasonalLiving.com](http://SeasonalLiving.com)

Visit [SeasonalLiving.com](http://SeasonalLiving.com) for complete product information. Seasonal Living reserves the right to make minor design changes and to discontinue items, materials and/or colors without notice. Printed colors cannot be guaranteed for accuracy.





This item is also available in SLATE GRAY

### SPARTA DINING TABLE

ITEM NUMBER	501FT043P2W IVORY WHITE <b>SPECIAL ORDER ONLY</b> 501FT043P2G SLATE GRAY <b>SPECIAL ORDER ONLY</b>
DIMENSIONS (IN)	NET 67 W 35.5 D 30 H TOP 67 W 35 D 4 H BASE 24 W 16 D 29 H GROSS TOP 73 W 41.5 D 10 H BASE 24 W 16.5 D 30 H
DIMENSIONS (CM)	NET 170 W 90 D 76 H TOP 170 W 90 D 10 H BASE 60 W 40 D 74 H GROSS TOP 186 W 105 D 25 H BASE 62 W 42 D 77 H
WEIGHT	NET 224 LB TOP 165.5 LB BASE 59.5 LB   GROSS 247 LB NET 102 KG TOP 75 KG BASE 27 KG   GROSS 112 KG
VOLUME	17 CBF .48 CBM
PALLET	IN 96 W 40 D 62 H 307 LB   CM 244 W 101.5 D 157.5 H 139.5 KG
MATERIALS	Handmade lightweight concrete top, solid reclaimed teak base
NOTES	Recommended for residential use  <b>Ready to Assemble:</b> Product ships in 2 boxes (table top and base) and requires simple hand assembly

**IMPORTANT HANDLING INSTRUCTIONS:** When unpacking or moving large Perpetual table tops it is very important that you lift EACH side of the table top at the same time. DO NOT move table top and bases together—you will damage the table. Failure to support and lift all sides of the table top at the same time can result in fracturing / cracking center of table top.

**A sample bottle of concrete sealer is shipped with this item. Buyer must seal product upon receipt and should purchase additional specified sealer to be applied regularly. FAILURE TO PROPERLY SEAL PRODUCT VOIDS WARRANTY.**

 AVAILABLE BY SPECIAL ORDER ONLY



TEL 512-554-5738 FAX 512-681-9188 WEB SeasonalLiving.com

Visit SeasonalLiving.com for complete product information. Seasonal Living reserves the right to make minor design changes and to discontinue items, materials and/or colors without notice. Printed colors cannot be guaranteed for accuracy.

Learn more about our Accidental Damage Warranty at [bit.ly/SL-ADW](https://bit.ly/SL-ADW)





## VIOLA DINING TABLE

ITEM NUMBER	501FT139P2W IVORY WHITE 501FT139P2G SLATE GRAY
DIMENSIONS (IN)	NET 45.5 DIA 30 H TOP 45.5 DIA 1 H BASE 38 DIA 28.5 H GROSS TOP 52 W 52 D 6.5 H BASE 30 W 26 D 5.5 H
DIMENSIONS (CM)	NET 115 DIA 76 H TOP 115 DIA 3 H BASE 96 DIA 72 H GROSS TOP 132 W 132 D 17 H BASE 76 W 66 D 14 H
WEIGHT	NET 156.5 LB TOP 130 LB BASE 26.5 LB   GROSS 185 LB NET 73 KG TOP 61 KG BASE 12 KG   GROSS 84 KG
VOLUME	13.1 CBF .37 CBM
MATERIALS	Handmade lightweight concrete top, solid reclaimed teak base
NOTES	Recommended for residential use  <b>Ready to Assemble:</b> Product ships in 2 boxes (table top and base) and requires simple hand assembly

**IMPORTANT HANDLING INSTRUCTIONS:** When unpacking or moving large Perpetual table tops it is very important that you lift EACH side of the table top at the same time. DO NOT move table top and bases together—you will damage the table. Failure to support and lift all sides of the table top at the same time can result in fracturing / cracking center of table top.

**A sample bottle of concrete sealer is shipped with this item. Buyer must seal product upon receipt and should purchase additional specified sealer to be applied regularly. FAILURE TO PROPERLY SEAL PRODUCT VOIDS WARRANTY.**



This item is also available in  
IVORY WHITE



Learn more about our Accidental  
Damage Warranty at [bit.ly/SL-ADW](http://bit.ly/SL-ADW)

 **SEASONAL LIVING®**

TEL 512-554-5738 FAX 512-681-9188 WEB [SeasonalLiving.com](http://SeasonalLiving.com)

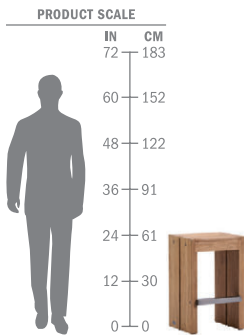
Visit [SeasonalLiving.com](http://SeasonalLiving.com) for complete product information. Seasonal Living reserves the right to make minor design changes and to discontinue items, materials and/or colors without notice. Printed colors cannot be guaranteed for accuracy.





**WARREN COUNTER STOOL**

ITEM NUMBER	P501970083
DIMENSIONS (IN)	NET 15W 12.5D 23.5H   GROSS 27.5W 17.5D 9.5H
DIMENSIONS (CM)	NET 38W 32D 60H   GROSS 70W 45D 24H
WEIGHT	NET 50.5LB GROSS 59.5LB   NET 23KG GROSS 27KG
VOLUME	2.83CBF .08CBM
MATERIALS	Solid reclaimed teak, galvanized iron footrest, nylon glides
NOTES	Recommended for residential use
	<b>Ready to Assemble:</b> Requires simple hand assembly



 **SEASONAL LIVING®**

TEL 512-554-5738 FAX 512-681-9188 WEB SeasonalLiving.com

Visit SeasonalLiving.com for complete product information. Seasonal Living reserves the right to make minor design changes and to discontinue items, materials and/or colors without notice. Printed colors cannot be guaranteed for accuracy.

Learn more about our Accidental Damage Warranty at [bit.ly/SL-ADW](https://bit.ly/SL-ADW)





SEALER



REPAIR KIT



REFURBISHMENT KIT

CONCRETE ACCESSORIES

ITEM NUMBER	501MS001W	REPAIR KIT, IVORY WHITE
	501MS001G	REPAIR KIT, SLATE GRAY
	501MS006W	REFURBISHMENT KIT, IVORY WHITE
	501MS006G	REFURBISHMENT KIT, SLATE GRAY
	501MS002	SEALER, 1-LITER

**NOTES** **To avoid staining, do not use or place any item on top of any Perpetual lightweight concrete surface without sealing the product with our specially formulated sealer.**

A 3.0ML bottle of sealer is shipped with every product—LOOK for it carefully in the shipped carton box. READ the Product Care instructions shipped and follow instructions on how to apply the sealer.

Buyer is responsible for sealing and re-sealing product depending upon where it is located and how often it is soiled. The sealer ONLY provides you with a temporary protective solution to stains. Failure to quickly clean up spills and regularly re-apply our specified sealer can result in stains that are not possible to remove.

Use our **Repair Kit** to repair minor surface chips to your lightweight concrete products. Specify Ivory White or Slate Gray.

Use our **Refurbishment Kit** to repigment surfaces and refurbish rough finishes on lightweight concrete surfaces. Specify Ivory White or Slate Gray.

Watch a video to learn about regularly sealing your concrete furniture

[bit.ly/sl-millenia](http://bit.ly/sl-millenia)



 THIS ITEM SHIPS VIA UPS OR FEDEX



Learn more about our Accidental Damage Warranty at [bit.ly/SL-ADW](http://bit.ly/SL-ADW)

 SEASONAL LIVING®

TEL 512-554-5738 FAX 512-681-9188 WEB SeasonalLiving.com

Visit SeasonalLiving.com for complete product information. Seasonal Living reserves the right to make minor design changes and to discontinue items, materials and/or colors without notice. Printed colors cannot be guaranteed for accuracy.













PROVENANCE SIGNATURE COLLECTION CERAMICS



# PROVENANCE SIGNATURE COLLECTION CERAMICS

BY LAURA MULLER



## CENTURIES OLD KNOW-HOW

Appointed as the official ceramicist to the Royal House of Chakri Dynasty (Kingdom of Thailand). Our generational knowledge of ceramics positions us to craft modern jewel accents for the most discerning of Royals.



## MATTE OR GLOSS

In addition to our rich glazes, we include options of matte or rich gloss finishes—contrasting options to layer your specifications.



## SUPPORT WOMEN

Female-owned design business. Our goal is to support women-owned firms whenever possible.



## HERE TO STAY

Ceramic material is one of the toughest outdoor materials in terms of color permanence. Woods fade, plastics ultimately fade, but ceramic glazes will hardly alter over several decades.



## UNPARALLELED GLAZE OPTIONS

From ancient blue and white to new modern styles (and everything in between), our glaze collections are unparalleled in their depth of tone and for the choice of colors, allowing you flexibility to specify gorgeous, rich color accents to create personalized specifications.



## HEAVY & DURABLE CERAMICS

Our ceramics are much more than most. Hand-molded and styled, these ceramics offer heft and weight—ideal for the outdoors in everyday normal weather conditions.







### HARD AS NAILS

Our rich, deep glazes are designed to be in harmony with nature **Outdoors In.**



### HANDCRAFTED, NOT MASS PRODUCED

Hard to believe that hand craftsmanship is now a luxury. Each piece is fashioned by ceramic experts. The most intricate of design details is done by craftsmen that are in short supply—no machines here.



### BUDGET FRIENDLY

Provenance Collection ceramics offer the look of high-end furnishings at a price point that's surprisingly low.



### BROAD RANGES OF SIZES AND SELECTIONS

A little accent table here and a lot of large tables there ... there's a whole lot of choice in our range of styles, sizes and glaze colors to meet the décor needs of the most demanding of royal standards.



### PROUD TO BE AN AMERICAN

Supporting USA business through exceptional American design excellence.



### 100% RECYCLABLE

Beautiful glazes will retain their glazes for decades. Ceramic will be re-absorbed into the earth



### HAND ARTISTRY

No two pieces are identical from glaze finishing to detailed hand applied artistry.



### SILKY SMOOTH

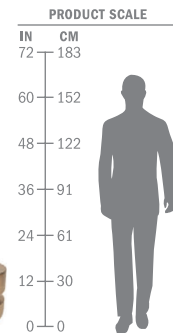
Glossy glazes are smooth as silk. Matte glazes are soft with a textural feel.





**BALANCE STOOL/ACCENT TABLE 16"**

ITEM NUMBER	C30804023	SAGE GLOSS
	C30804035	SAND MATTE
	C30804041	ORE METALLIC
	C3080402135	JET GLOSS TOP   SAND MATTE BOTTOM
	C3080402235	MIST GLOSS TOP   SAND MATTE BOTTOM
DIMENSIONS (IN)	NET 16 DIA 15 H   GROSS 19 W 20 D 18.5 H	
DIMENSIONS (CM)	NET 40.5 DIA 38 H   GROSS 48.5 W 51 D 47 H	
WEIGHT	NET 50.5 LB GROSS 79 LB   NET 23 KG GROSS 36 KG	
VOLUME	4.2 CBF .12 CBM	
MATERIALS	Handmade glazed ceramic, nylon glides	
NOTES	Designed by Laura Muller	
	Recommended for residential use	
	Ships in 1 crate	
	Sizes and weights of these handmade items may vary	
	Custom colors available (upgrade charge applies, minimum order quantity 6); please contact us for information	



**IMPORTANT INSTRUCTIONS:** Do not jump on, climb, rock or stand on this item. Product is not designed to support human standing weight.

We reserve the right (at any time) to change, modify or alter any part of this product including but not limited to the glaze in order to improve overall quality. Our handmade ceramic products can be adapted and refined according to the different shapes and dimensions available. Each product is a unique hand-made item, as such you should expect variations in glaze finishes. Glazes may show irregularity in the colors and the surface as a result of the handmade work. Surfaces cannot be perfect. Pictures, ceramic samples and descriptions are purely indicative.



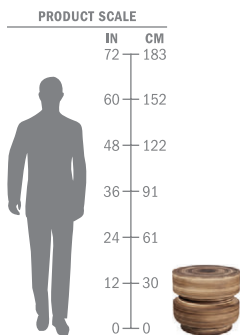
Learn more about our Accidental Damage Warranty at [bit.ly/SL-ADW](http://bit.ly/SL-ADW)



TEL 512-554-5738 FAX 512-681-9188 WEB [SeasonalLiving.com](http://SeasonalLiving.com)

Visit [SeasonalLiving.com](http://SeasonalLiving.com) for complete product information. Seasonal Living reserves the right to make minor design changes and to discontinue items, materials and/or colors without notice. Printed colors cannot be guaranteed for accuracy.





### BALANCE STOOL/ACCENT TABLE 18"

ITEM NUMBER	C30804533	INDIGO SEMIGLOSS	C3082302424	MINT
	C3082302551	LATTE	C3082303142	NATURAL BRUSH
	C30804534	LINEN SEMIGLOSS	C30804535	SAND MATTE
DIMENSIONS (IN)	NET 18 DIA 15 H   GROSS 22 W 22 D 18 H			
DIMENSIONS (CM)	NET 45.5 DIA 38 H   GROSS 56 W 56 D 45.5 H			
WEIGHT	NET 66 LB GROSS 97 LB   NET 30 KG GROSS 44 KG			
VOLUME	4.6 CBF .13 CBM			
MATERIALS	Handmade glazed ceramic			
NOTES	Designed by Laura Muller			
	Recommended for residential use			
	Ships in 1 crate			
	Sizes and weights of these handmade items may vary			
	Custom colors available (upgrade charge applies, minimum order quantity 6); please contact us for information			

**IMPORTANT INSTRUCTIONS: Do not jump on, climb, rock or stand on this item.**  
Product is not designed to support human seated or standing weight.

We reserve the right (at any time) to change, modify or alter any part of this product including but not limited to the glaze in order to improve overall quality. Our handmade ceramic products can be adapted and refined according to the different shapes and dimensions available. Each product is a unique handmade item, as such you should expect variations in glaze finishes. Glazes may show irregularity in the colors and the surface as a result of the handmade work. Surfaces cannot be perfect. Pictures, ceramic samples and descriptions are purely indicative.

 **SEASONAL LIVING®**

TEL 512-554-5738 FAX 512-681-9188 WEB [SeasonalLiving.com](http://SeasonalLiving.com)

Visit [SeasonalLiving.com](http://SeasonalLiving.com) for complete product information.  
Seasonal Living reserves the right to make minor design changes and to discontinue items, materials and/or colors without notice. Printed colors cannot be guaranteed for accuracy.

Learn more about our Accidental Damage Warranty at [bit.ly/SL-ADW](http://bit.ly/SL-ADW)





**BUD STOOL/ACCENT TABLE**

ITEM NUMBER	C3080352215	SMOOTH MIST GLOSS TOP   TURQUOISE GLOSS BOTTOM
	C30803541	SMOOTH ORE METALLIC
	C3080352322	SMOOTH SAGE GLOSS TOP   MIST GLOSS BOTTOM
	C3082302147	EMERALD TEXTURE
	C3082302242	HAZELNUT TEXTURE
	C3082302350	LAPIS TEXTURE
	C3082302054	OBSIDIAN TEXTURE

**DIMENSIONS (IN)** NET 17 DIA 19 H | GROSS 22 W 22 D 20 H

**DIMENSIONS (CM)** NET 43 DIA 48.5 H | GROSS 56 W 56 D 51 H

**WEIGHT** NET 48.5 LB GROSS 72.5 LB | NET 22 KG GROSS 33 KG

**VOLUME** 5.7 CBF .16 CBM

**MATERIALS** Handmade glazed ceramic

**NOTES** Designed by Laura Muller

Recommended for residential use

Ships in 1 crate

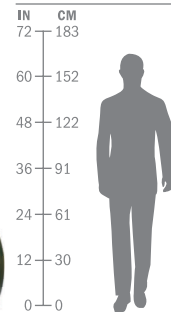
Sizes and weights of these handmade items may vary

Lapis Texture may exhibit color variation; it may be lighter or darker than shown and one color may be more dominant than another

Custom colors available (upgrade charge applies, minimum order quantity 6); please contact us for information



PRODUCT SCALE



**IMPORTANT INSTRUCTIONS:** Do not jump on, climb, rock or stand on this item. Product is not designed to support human seated or standing weight.

We reserve the right (at any time) to change, modify or alter any part of this product including but not limited to the glaze in order to improve overall quality. Our handmade ceramic products can be adapted and refined according to the different shapes and dimensions available. Each product is a unique hand-made item, as such you should expect variations in glaze finishes. Glazes may show irregularity in the colors and the surface as a result of the handmade work. Surfaces cannot be perfect. Pictures, ceramic samples and descriptions are purely indicative.



Learn more about our Accidental Damage Warranty at [bit.ly/SL-ADW](http://bit.ly/SL-ADW)



TEL 512-554-5738 FAX 512-681-9188 WEB SeasonalLiving.com

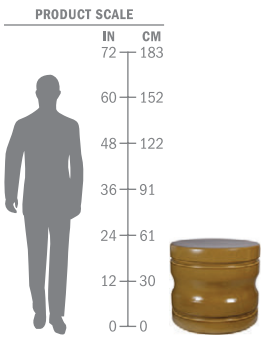
Visit SeasonalLiving.com for complete product information. Seasonal Living reserves the right to make minor design changes and to discontinue items, materials and/or colors without notice. Printed colors cannot be guaranteed for accuracy.





### DUNE ACCENT TABLE

ITEM NUMBER	C3082300134	LINEN
	C3082303442	NATURAL BRUSH
	C3082300356	PUMPKIN
DIMENSIONS (IN)	NET 24.5 DIA 22.5 H   GROSS 27.5 W 28.5 D 26.5 H	
DIMENSIONS (CM)	NET 62 DIA 57 H   GROSS 70 W 72 D 67 H	
WEIGHT	NET 141 LB GROSS 158.5 LB   NET 64 KG GROSS 72 KG	
VOLUME	12 CBF .34 CBM	
MATERIALS	Handmade glazed ceramic	
NOTES	Designed by Laura Muller	
	Recommended for residential use	
	Ships in 1 crate	
	Sizes and weights of these handmade items may vary	
	Custom colors available (upgrade charge applies, minimum order quantity 6); please contact us for information	



**IMPORTANT INSTRUCTIONS: Do not jump on, climb, rock, sit or stand on this item.**  
Product is not designed to support human seated or standing weight.

We reserve the right (at any time) to change, modify or alter any part of this product including but not limited to the glaze in order to improve overall quality. Our handmade ceramic products can be adapted and refined according to the different shapes and dimensions available. Each product is a unique handmade item, as such you should expect variations in glaze finishes. Glazes may show irregularity in the colors and the surface as a result of the handmade work. Surfaces cannot be perfect. Pictures, ceramic samples and descriptions are purely indicative.



TEL 512-554-5738 FAX 512-681-9188 WEB SeasonalLiving.com

Visit SeasonalLiving.com for complete product information.  
Seasonal Living reserves the right to make minor design changes and to discontinue items, materials and/or colors without notice. Printed colors cannot be guaranteed for accuracy.

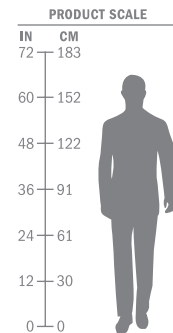
Learn more about our Accidental Damage Warranty at [bit.ly/SL-ADW](http://bit.ly/SL-ADW)





**ELLIPSE ACCENT TABLE**

ITEM NUMBER	C3082300824	MINT
	C3082300954	OBSDIAN SMOOTH + TEXTURE
	C3082301043	PYRITE BROWN SMOOTH + TEXTURE
DIMENSIONS (IN)	NET 19.5DIA 22.5H   GROSS 23W 23.5D 26.5H	
DIMENSIONS (CM)	NET 50DIA 57.5H   GROSS 58W 60D 67H	
WEIGHT	NET 95LB GROSS 110LB   NET 43KG GROSS 50KG	
VOLUME	8.2CBF .23CBM	
MATERIALS	Handmade glazed ceramic	
NOTES	Designed by Laura Muller	
	Recommended for residential use	
	Ships in 1 crate	
	Sizes and weights of these handmade items may vary	
	Custom colors available (upgrade charge applies, minimum order quantity 6); please contact us for information	



**IMPORTANT INSTRUCTIONS:** Do not jump on, climb, rock, sit or stand on this item. Product is not designed to support human seated or standing weight.

We reserve the right (at any time) to change, modify or alter any part of this product including but not limited to the glaze in order to improve overall quality. Our handmade ceramic products can be adapted and refined according to the different shapes and dimensions available. Each product is a unique hand-made item, as such you should expect variations in glaze finishes. Glazes may show irregularity in the colors and the surface as a result of the handmade work. Surfaces cannot be perfect. Pictures, ceramic samples and descriptions are purely indicative.



Learn more about our Accidental Damage Warranty at [bit.ly/SL-ADW](http://bit.ly/SL-ADW)



TEL 512-554-5738 FAX 512-681-9188 WEB SeasonalLiving.com

Visit SeasonalLiving.com for complete product information. Seasonal Living reserves the right to make minor design changes and to discontinue items, materials and/or colors without notice. Printed colors cannot be guaranteed for accuracy.









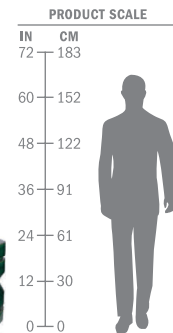
**EMBRACE ACCENT TABLE**

ITEM NUMBER	C3082301247	EMERALD
	C3082301449	KHAKI
	C3082301351	LATTE
DIMENSIONS (IN)	NET 24.5 DIA 22.5 H   GROSS 27.5 W 28.5 D 26.5 H	
DIMENSIONS (CM)	NET 62 DIA 57 H   GROSS 70 W 72 D 67 H	
WEIGHT	NET 141 LB GROSS 158.5 LB   NET 64 KG GROSS 72 KG	
VOLUME	12 CBF .34 CBM	
MATERIALS	Handmade glazed ceramic	
NOTES	Designed by Laura Muller	
	Recommended for residential use	
	Ships in 1 crate	
	Sizes and weights of these handmade items may vary	
	Custom colors available (upgrade charge applies, minimum order quantity 6); please contact us for information	



**IMPORTANT INSTRUCTIONS:** Do not jump on, climb, rock, sit or stand on this item. Product is not designed to support human seated or standing weight.

We reserve the right (at any time) to change, modify or alter any part of this product including but not limited to the glaze in order to improve overall quality. Our handmade ceramic products can be adapted and refined according to the different shapes and dimensions available. Each product is a unique handmade item, as such you should expect variations in glaze finishes. Glazes may show irregularity in the colors and the surface as a result of the handmade work. Surfaces cannot be perfect. Pictures, ceramic samples and descriptions are purely indicative.



Learn more about our Accidental Damage Warranty at [bit.ly/SL-ADW](http://bit.ly/SL-ADW)



TEL 512-554-5738 FAX 512-681-9188 WEB SeasonalLiving.com

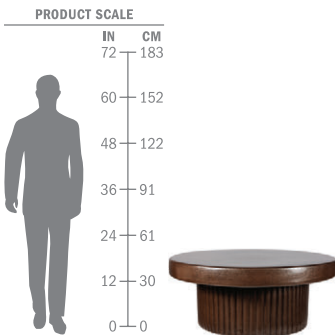
Visit SeasonalLiving.com for complete product information. Seasonal Living reserves the right to make minor design changes and to discontinue items, materials and/or colors without notice. Printed colors cannot be guaranteed for accuracy.





### FLUTE COFFEE TABLE

ITEM NUMBER	C3082303734	LINEN
	C3082303655	PEWTER
	C3082301743	PYRITE BROWN
DIMENSIONS (IN)	NET 41.5 DIA 17.5 H   GROSS 44.5 W 45.5 D 21.5 H	
DIMENSIONS (CM)	NET 105 DIA 44 H   GROSS 113 W 115 D 54 H	
WEIGHT	NET 242.5 LB GROSS 253.5 LB   NET 100 KG GROSS 115 KG	
VOLUME	24.8CBF .7CBM	
MATERIALS	Handmade glazed ceramic	
NOTES	Designed by Laura Muller	
	Recommended for residential use	
	Ships in 1 crate	
	Sizes and weights of these handmade items may vary	
	Custom colors available (upgrade charge applies, minimum order quantity 6); please contact us for information	



**IMPORTANT INSTRUCTIONS:** Do not jump on, climb, rock, sit or stand on this item. Product is not designed to support human seated or standing weight.

We reserve the right (at any time) to change, modify or alter any part of this product including but not limited to the glaze in order to improve overall quality. Our handmade ceramic products can be adapted and refined according to the different shapes and dimensions available. Each product is a unique handmade item, as such you should expect variations in glaze finishes. Glazes may show irregularity in the colors and the surface as a result of the handmade work. Surfaces cannot be perfect. Pictures, ceramic samples and descriptions are purely indicative.



TEL 512-554-5738 FAX 512-681-9188 WEB SeasonalLiving.com

Visit SeasonalLiving.com for complete product information. Seasonal Living reserves the right to make minor design changes and to discontinue items, materials and/or colors without notice. Printed colors cannot be guaranteed for accuracy.

Learn more about our Accidental Damage Warranty at [bit.ly/SL-ADW](http://bit.ly/SL-ADW)





**MIRAGE ACCENT TABLE**

ITEM NUMBER	C3082300551	LATTE
	C3082300734	LINEN
	C3082300455	PEWTER
	C3082303543	PYRITE BROWN

**DIMENSIONS (IN)** NET 24.5 DIA 22.5 H | GROSS 27.5 W 28.5 D 26.5 H

**DIMENSIONS (CM)** NET 62 DIA 57 H | GROSS 70 W 72 D 67 H

**WEIGHT** NET 147.5 LB GROSS 165.5 LB | NET 67 KG GROSS 75 KG

**VOLUME** 12 CBF .34 CBM

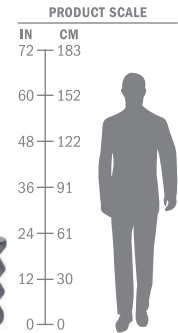
**MATERIALS** Handmade glazed ceramic

**NOTES**  
 Designed by Laura Muller  
 Recommended for residential use  
 Ships in 1 crate  
 Sizes and weights of these handmade items may vary  
 Custom colors available (upgrade charge applies, minimum order quantity 6); please contact us for information



**IMPORTANT INSTRUCTIONS:** Do not jump on, climb, rock, sit or stand on this item. Product is not designed to support human seated or standing weight.

We reserve the right (at any time) to change, modify or alter any part of this product including but not limited to the glaze in order to improve overall quality. Our handmade ceramic products can be adapted and refined according to the different shapes and dimensions available. Each product is a unique handmade item, as such you should expect variations in glaze finishes. Glazes may show irregularity in the colors and the surface as a result of the handmade work. Surfaces cannot be perfect. Pictures, ceramic samples and descriptions are purely indicative.



Learn more about our Accidental Damage Warranty at [bit.ly/SL-ADW](http://bit.ly/SL-ADW)



TEL 512-554-5738 FAX 512-681-9188 WEB SeasonalLiving.com

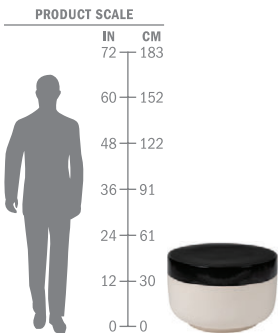
Visit SeasonalLiving.com for complete product information. Seasonal Living reserves the right to make minor design changes and to discontinue items, materials and/or colors without notice. Printed colors cannot be guaranteed for accuracy.





**SERENITY GRAZED SIDE TABLE SHORT**

ITEM NUMBER	C3080152132	JET GLOSS TOP   COAL SEMIGLOSS BOTTOM
	C3080152135	JET GLOSS TOP   SAND MATTE BOTTOM
	C3080153435	LINEN SEMIGLOSS TOP   SAND MATTE BOTTOM
DIMENSIONS (IN)	NET 20 DIA 13 H   GROSS 23 W 24 D 16 H	
DIMENSIONS (CM)	NET 51 DIA 33 H   GROSS 58.5 W 61 D 40.5 H	
WEIGHT	NET 70.5 LB GROSS 101.5 LB   NET 32 KG GROSS 46 KG	
VOLUME	5.7 CBF .16 CBM	
MATERIALS	Handmade glazed ceramic, nylon glides	
NOTES	Designed by Laura Muller	
	Recommended for residential use	
	Ships in 1 crate	
	Sizes and weights of these handmade items may vary	
	Custom colors available (upgrade charge applies, minimum order quantity 6); please contact us for information	



**IMPORTANT INSTRUCTIONS:** Do not jump on, climb, rock, sit or stand on this item. Product is not designed to support human seated or standing weight.

We reserve the right (at any time) to change, modify or alter any part of this product including but not limited to the glaze in order to improve overall quality. Our handmade ceramic products can be adapted and refined according to the different shapes and dimensions available. Each product is a unique handmade item, as such you should expect variations in glaze finishes. Glazes may show irregularity in the colors and the surface as a result of the handmade work. Surfaces cannot be perfect. Pictures, ceramic samples and descriptions are purely indicative.



TEL 512-554-5738 FAX 512-681-9188 WEB SeasonalLiving.com

Visit SeasonalLiving.com for complete product information. Seasonal Living reserves the right to make minor design changes and to discontinue items, materials and/or colors without notice. Printed colors cannot be guaranteed for accuracy.

Learn more about our Accidental Damage Warranty at [bit.ly/SL-ADW](https://bit.ly/SL-ADW)



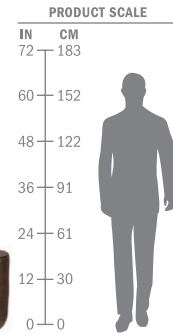


**SERENITY GRAZED SIDE TABLE TALL**

ITEM NUMBER	C3082301948 GILT C3082303955 PEWTER C3082303856 PUMPKIN
DIMENSIONS (IN)	NET 20 DIA 18 H   GROSS 23.5W 24.5D 21.5H
DIMENSIONS (CM)	NET 51 DIA 45.5H   GROSS 60W 62D 55H
WEIGHT	NET 81.5LB GROSS 97LB   NET 37KG GROSS 44KG
VOLUME	7.2 CBF .21 CBM
MATERIALS	Handmade glazed ceramic
NOTES	Designed by Laura Muller Recommended for residential use Ships in 1 crate Sizes and weights of these handmade items may vary Custom colors available (upgrade charge applies, minimum order quantity 6); please contact us for information

**IMPORTANT INSTRUCTIONS:** Do not jump on, climb, rock, sit or stand on this item. Product is not designed to support human seated or standing weight.

We reserve the right (at any time) to change, modify or alter any part of this product including but not limited to the glaze in order to improve overall quality. Our handmade ceramic products can be adapted and refined according to the different shapes and dimensions available. Each product is a unique handmade item, as such you should expect variations in glaze finishes. Glazes may show irregularity in the colors and the surface as a result of the handmade work. Surfaces cannot be perfect. Pictures, ceramic samples and descriptions are purely indicative.



Learn more about our Accidental Damage Warranty at [bit.ly/SL-ADW](https://bit.ly/SL-ADW)

**SEASONAL LIVING®**

TEL 512-554-5738 FAX 512-681-9188 WEB SeasonalLiving.com

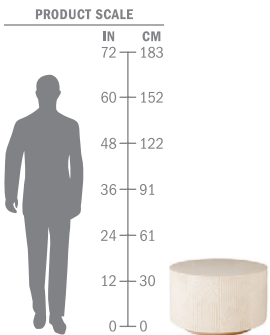
Visit SeasonalLiving.com for complete product information. Seasonal Living reserves the right to make minor design changes and to discontinue items, materials and/or colors without notice. Printed colors cannot be guaranteed for accuracy.





### SERENITY TEXTURED ROUND TABLE

ITEM NUMBER	C30891432 COAL SEMIGLOSS C30891433 INDIGO SEMIGLOSS C30891435 SAND MATTE
DIMENSIONS (IN)	NET 24 DIA 15 H   GROSS 27 W 28 D 18 H
DIMENSIONS (CM)	NET 61 DIA 38 H   GROSS 68.5 W 71 D 45.5 H
WEIGHT	NET 99 LB GROSS 130 LB   NET 45 KG GROSS 59 KG
VOLUME	8.1 CBF .23 CBM
MATERIALS	Handmade glazed ceramic, nylon glides
NOTES	Designed by Laura Muller Recommended for residential use Ships in 1 crate Sizes and weights of these handmade items may vary Custom colors available (upgrade charge applies, minimum order quantity 6); please contact us for information



**IMPORTANT INSTRUCTIONS:** Do not jump on, climb, rock, sit or stand on this item. Product is not designed to support human seated or standing weight.

We reserve the right (at any time) to change, modify or alter any part of this product including but not limited to the glaze in order to improve overall quality. Our handmade ceramic products can be adapted and refined according to the different shapes and dimensions available. Each product is a unique hand-made item, as such you should expect variations in glaze finishes. Glazes may show irregularity in the colors and the surface as a result of the handmade work. Surfaces cannot be perfect. Pictures, ceramic samples and descriptions are purely indicative.



TEL 512-554-5738 FAX 512-681-9188 WEB SeasonalLiving.com

Visit SeasonalLiving.com for complete product information. Seasonal Living reserves the right to make minor design changes and to discontinue items, materials and/or colors without notice. Printed colors cannot be guaranteed for accuracy.

Learn more about our Accidental Damage Warranty at [bit.ly/SL-ADW](https://bit.ly/SL-ADW)



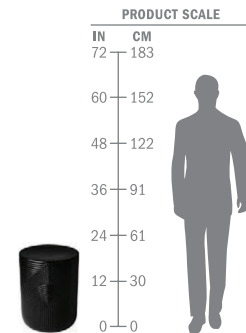


**SERENITY TEXTURED SIDE TABLE 14"**

ITEM NUMBER	C30802532 COAL SEMIGLOSS C30802535 SAND MATTE
DIMENSIONS (IN)	NET 14 DIA 20 H   GROSS 17 W 18 D 23 H
DIMENSIONS (CM)	NET 35.5 DIA 51 H   GROSS 43 W 45.5 D 58.5 H
WEIGHT	NET 46 LB GROSS 72.5 LB   NET 21 KG GROSS 33 KG
VOLUME	4.6 CBF .13 CBM
MATERIALS	Handmade glazed ceramic, nylon glides
NOTES	Designed by Laura Muller Recommended for residential use Ships in 1 crate Sizes and weights of these handmade items may vary Custom colors available (upgrade charge applies, minimum order quantity 6); please contact us for information

**IMPORTANT INSTRUCTIONS:** Do not jump on, climb, rock, sit or stand on this item. Product is not designed to support human seated or standing weight.

We reserve the right (at any time) to change, modify or alter any part of this product including but not limited to the glaze in order to improve overall quality. Our handmade ceramic products can be adapted and refined according to the different shapes and dimensions available. Each product is a unique handmade item, as such you should expect variations in glaze finishes. Glazes may show irregularity in the colors and the surface as a result of the handmade work. Surfaces cannot be perfect. Pictures, ceramic samples and descriptions are purely indicative.



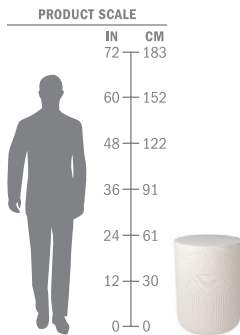
Learn more about our Accidental Damage Warranty at [bit.ly/SL-ADW](https://bit.ly/SL-ADW)



TEL 512-554-5738 FAX 512-681-9188 WEB [SeasonalLiving.com](https://SeasonalLiving.com)

Visit [SeasonalLiving.com](https://SeasonalLiving.com) for complete product information. Seasonal Living reserves the right to make minor design changes and to discontinue items, materials and/or colors without notice. Printed colors cannot be guaranteed for accuracy.





### SERENITY TEXTURED SIDE TABLE 16"

ITEM NUMBER	C30802032 COAL SEMIGLOSS C30802035 SAND MATTE
DIMENSIONS (IN)	NET 16 DIA 22 H   GROSS 19 W 20 D 25 H
DIMENSIONS (CM)	NET 40.5 DIA 56 H   GROSS 48.5 W 51 D 63.5 H
WEIGHT	NET 64 LB GROSS 90 LB   NET 29 KG GROSS 41 KG
VOLUME	5.3 CBF .15 CBM
MATERIALS	Handmade glazed ceramic, nylon glides
NOTES	Designed by Laura Muller Recommended for residential use Ships in 1 crate Sizes and weights of these handmade items may vary Custom colors available (upgrade charge applies, minimum order quantity 6); please contact us for information

**IMPORTANT INSTRUCTIONS:** Do not jump on, climb, rock, sit or stand on this item. Product is not designed to support human seated or standing weight.

We reserve the right (at any time) to change, modify or alter any part of this product including but not limited to the glaze in order to improve overall quality. Our handmade ceramic products can be adapted and refined according to the different shapes and dimensions available. Each product is a unique handmade item, as such you should expect variations in glaze finishes. Glazes may show irregularity in the colors and the surface as a result of the handmade work. Surfaces cannot be perfect. Pictures, ceramic samples and descriptions are purely indicative.

 **SEASONAL LIVING®**

TEL 512-554-5738 FAX 512-681-9188 WEB [SeasonalLiving.com](http://SeasonalLiving.com)

Visit [SeasonalLiving.com](http://SeasonalLiving.com) for complete product information. Seasonal Living reserves the right to make minor design changes and to discontinue items, materials and/or colors without notice. Printed colors cannot be guaranteed for accuracy.

Learn more about our Accidental Damage Warranty at [bit.ly/SL-ADW](http://bit.ly/SL-ADW)




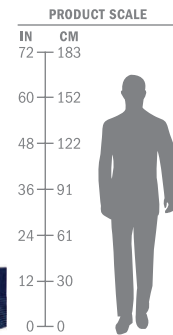



## SERENITY TEXTURED SQUARE TABLE

ITEM NUMBER	C30803032	COAL SEMIGLOSS
	C30803033	INDIGO SEMIGLOSS
	C30803035	SAND MATTE
DIMENSIONS (IN)	NET 24 W 24 D 15 H   GROSS 27 W 28 D 18 H	
DIMENSIONS (CM)	NET 61 W 61 D 38 H   GROSS 68.5 W 71 D 45.5 H	
WEIGHT	NET 123.5 LB GROSS 156.5 LB   NET 56 KG GROSS 71 KG	
VOLUME	8.1 CBF .23 CBM	
MATERIALS	Handmade glazed ceramic, nylon glides	
NOTES	Designed by Laura Muller	
	Recommended for residential use	
	Ships in 1 crate	
	Sizes and weights of these handmade items may vary	
	Custom colors available (upgrade charge applies, minimum order quantity 6); please contact us for information	

**IMPORTANT INSTRUCTIONS:** Do not jump on, climb, rock, sit or stand on this item. Product is not designed to support human seated or standing weight.

We reserve the right (at any time) to change, modify or alter any part of this product including but not limited to the glaze in order to improve overall quality. Our handmade ceramic products can be adapted and refined according to the different shapes and dimensions available. Each product is a unique handmade item, as such you should expect variations in glaze finishes. Glazes may show irregularity in the colors and the surface as a result of the handmade work. Surfaces cannot be perfect. Pictures, ceramic samples and descriptions are purely indicative.



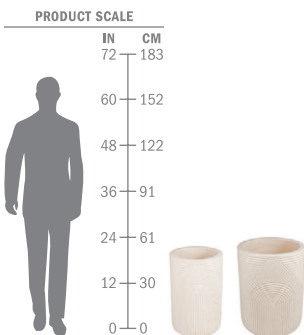
Learn more about our Accidental Damage Warranty at [bit.ly/SL-ADW](https://bit.ly/SL-ADW)

 **SEASONAL LIVING®**

TEL 512-554-5738 FAX 512-681-9188 WEB [SeasonalLiving.com](https://SeasonalLiving.com)

Visit [SeasonalLiving.com](https://SeasonalLiving.com) for complete product information. Seasonal Living reserves the right to make minor design changes and to discontinue items, materials and/or colors without notice. Printed colors cannot be guaranteed for accuracy.





**SERENITY TEXTURED PLANTER SET**

<b>ITEM NUMBER</b>	C30811032 SET OF 2 COAL SEMIGLOSS C30811035 SET OF 2 SAND MATTE
<b>DIMENSIONS (IN)</b>	NET LARGE 16 DIA 22 H SMALL 12 DIA 20 H GROSS SET OF 2 19 W 20 D 25 H
<b>DIMENSIONS (CM)</b>	NET LARGE 41 DIA 56 H SMALL 30.5 DIA 51 H GROSS SET OF 2 48.5 W 51 D 63.5 H
<b>WEIGHT</b>	NET LARGE 61.5 LB SMALL 33 LB   GROSS SET OF 2 121 LB NET LARGE 28 KG SMALL 15 KG   GROSS SET OF 2 55 KG
<b>VOLUME</b>	5.3 CBF .15 CBM
<b>MATERIALS</b>	Handmade glazed ceramic, nylon glides
<b>NOTES</b>	Designed by Laura Muller Sold as set of 1 large and 1 small in same color Recommended for residential use Ships in 1 crate Sizes and weights of these handmade items may vary Custom colors available (upgrade charge applies, minimum order quantity 6); please contact us for information

We reserve the right (at any time) to change, modify or alter any part of this product including but not limited to the glaze in order to improve overall quality. Our handmade ceramic products can be adapted and refined according to the different shapes and dimensions available. Each product is a unique handmade item, as such you should expect variations in glaze finishes. Glazes may show irregularity in the colors and the surface as a result of the handmade work. Surfaces cannot be perfect. Pictures, ceramic samples and descriptions are purely indicative.

 **SEASONAL LIVING®**

TEL 512-554-5738 FAX 512-681-9188 WEB SeasonalLiving.com

Visit SeasonalLiving.com for complete product information. Seasonal Living reserves the right to make minor design changes and to discontinue items, materials and/or colors without notice. Printed colors cannot be guaranteed for accuracy.

Learn more about our Accidental Damage Warranty at [bit.ly/SL-ADW](http://bit.ly/SL-ADW)











PROVENANCE SIGNATURE COLLECTION FRP



# PROVENANCE SIGNATURE COLLECTION FRP

BY LAURA MULLER



## READY FOR THE OUTDOORS

- Easy cleaning: No sealing or polishing
- Highly stain- and fade-resistant
- No outdoor furniture covers required: These products are built to withstand everyday weather 365 days



## SUPPORT WOMEN

- Female-owned design business
- Our goal is to support women-owned firms whenever possible



## NATURAL TEXTURES

- Abstract nature-inspired designs are intended to visually promote feelings of wellness
- Production techniques permit wood tones and grains to appear realistic



## FRP ADVANTAGES

- Anti-corrosive material suitable for marine environment specification
- Will tolerate electrostatic cleaning\*







### DESIGNED FOR YOUR LIFESTYLE

- Created by an experienced designer with years of appreciation of customer needs
- Material and color palettes specifically designed to allow for **Outdoors In** specification



### SUITABLE FOR ALL CLIMATES

- Will not rot, mildew or rust
- Heat deflecting material, better than stone or metal—does not incur significant temperature fluctuations



### ECO-FRIENDLY

- FRP is recyclable
- No off-gassing
- LEED-recognized material



### PROUD TO BE AN AMERICAN

- Supporting USA business through exceptional American design excellence



### STRONG AND LIGHTWEIGHT

- While lightweight, FRP pieces are built on an inner steel support structure for lasting integrity
- Easy to install and move, some pieces are light enough to ship via UPS



# Provenance Signature Collection

FIBER REINFORCED POLYMER (FRP) FURNITURE



## MEDITATION COMMUNITY BUILDING BLOCK SHORT

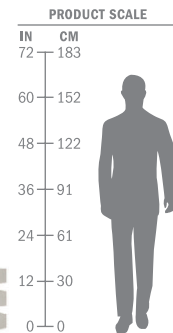
ITEM NUMBER	S1565801146
DIMENSIONS (IN)	NET 18W 18D 15H   GROSS 21W 21D 18H
DIMENSIONS (CM)	NET 46W 46D 38H   GROSS 53W 53D 46.5H
WEIGHT	NET 38.5LB GROSS 43LB   NET 17.5KG GROSS 19.5KG
VOLUME	4.6CBF .13CBM
MATERIALS	Fiber Reinforced Polymer (FRP) with Limestone finish, powder-coated steel frame, adjustable nylon glides
NOTES	Short and Tall Meditation Community Building Blocks interlock to create larger pieces Designed by Laura Muller Commercial grade, suitable for outdoor use Outdoor furniture covers recommended, but not required Suitable for cleaning with electrostatic hygiene cleaning sprays Ships in 1 carton box

**IMPORTANT INSTRUCTIONS:** Do not jump on, climb, rock or stand on this item. Product is not designed to support human standing weight.



### CREATE YOUR CUSTOM PIECE

Our Meditation Community Building Blocks come in Short and Tall versions that interlock.



Learn more about our Accidental Damage Warranty at [bit.ly/SL-ADW](https://bit.ly/SL-ADW)

 **SEASONAL LIVING®**

TEL 512-554-5738 FAX 512-681-9188 WEB [SeasonalLiving.com](https://SeasonalLiving.com)

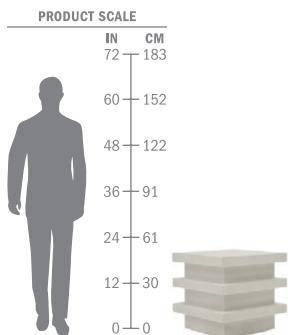
Visit [SeasonalLiving.com](https://SeasonalLiving.com) for complete product information. Seasonal Living reserves the right to make minor design changes and to discontinue items, materials and/or colors without notice. Printed colors cannot be guaranteed for accuracy.





**CREATE YOUR CUSTOM PIECE**

Our Meditation Community Building Blocks come in Short and Tall versions that interlock.



**MEDITATION COMMUNITY BUILDING BLOCK TALL**

ITEM NUMBER	S1565803146
DIMENSIONS (IN)	NET 18 W 18 D 17 H   GROSS 21 W 21 D 20.5 H
DIMENSIONS (CM)	NET 46 W 46 D 43 H   GROSS 53 W 53 D 51.5 H
WEIGHT	NET 37.5 LB GROSS 42 LB   NET 17 KG GROSS 19 KG
VOLUME	4.9 CBF .14 CBM
MATERIALS	Fiber Reinforced Polymer (FRP) with Limestone finish, powder-coated steel frame, adjustable nylon glides
NOTES	Designed by Laura Muller Commercial grade, suitable for outdoor use Outdoor furniture covers recommended, but not required Suitable for cleaning with electrostatic hygiene cleaning sprays Ships in 1 carton box

**IMPORTANT INSTRUCTIONS:** Do not jump on, climb, rock or stand on this item. Product is not designed to support human standing weight.



TEL 512-554-5738 FAX 512-681-9188 WEB SeasonalLiving.com


Visit SeasonalLiving.com for complete product information. Seasonal Living reserves the right to make minor design changes and to discontinue items, materials and/or colors without notice. Printed colors cannot be guaranteed for accuracy.

Learn more about our Accidental Damage Warranty at [bit.ly/SL-ADW](https://bit.ly/SL-ADW)









### MEDITATION RECTANGLE BENCH

ITEM NUMBER	S1568100215
DIMENSIONS (IN)	NET 98W 16D 18.5H   TOP 98W 16D 2.5H   BASE EA 26W 14D 18H GROSS TOP 103W 21D 7.5H   BASE EA 30.5W 18.5D 21.5H
DIMENSIONS (CM)	NET 249W 41D 47H   TOP 249W 41D 6H   BASE EA 66W 36D 45H GROSS TOP 261.5W 53D 18.5H   BASE EA 77.5W 47D 54.5H
WEIGHT	NET 156LB   TOP 92LB   BASE EA 32LB   GROSS 190.5LB NET 70.5KG   TOP 41.5KG   BASE EA 14.5KG   GROSS 86.5KG
VOLUME	20.5ZZCBF .58CBM
MATERIALS	Fiber Reinforced Polymer (FRP) with Limestone finish, powder-coated steel frame, adjustable nylon glides
NOTES	Designed by Laura Muller Commercial grade, suitable for outdoor use Outdoor furniture covers recommended, but not required Suitable for cleaning with electrostatic hygiene cleaning sprays Ships in 3 carton boxes

**IMPORTANT INSTRUCTIONS:** Do not jump on, climb, rock or stand on this item. Product is not designed to support human standing weight.



TEL 512-554-5738 FAX 512-681-9188 WEB SeasonalLiving.com

Visit SeasonalLiving.com for complete product information. Seasonal Living reserves the right to make minor design changes and to discontinue items, materials and/or colors without notice. Printed colors cannot be guaranteed for accuracy.

Learn more about our Accidental Damage Warranty at [bit.ly/SL-ADW](https://bit.ly/SL-ADW)





## MEDITATION RECTANGLE DINING TABLE 108" WITH LIMESTONE BASES

ITEM NUMBER	S1567134772 LIMESTONE FINISH TOP + BASES <b>SPECIAL ORDER ONLY</b>
DIMENSIONS (IN)	NET 108W 46D 30H TOP 108W 46D 2.5H BASE EA 26W 26D 28.5H GROSS TOP 115W 53D 7.5H BASE EA 30W 30D 32.5H
DIMENSIONS (CM)	NET 274W 117D 76H TOP 274W 117D 6H BASE EA 66W 66D 72H GROSS TOP 291.5W 134D 18.5H BASE EA 76W 76D 82H
WEIGHT	NET 366LB TOP 194LB BASE EA 77LB   GROSS 436.5LB NET 158KG TOP 88KG BASE EA 35KG   GROSS 198KG
VOLUME	57.6CBF 1.63CBM
MATERIALS	Fiber Reinforced Polymer (FRP) with Limestone finish, powder-coated steel frame, adjustable nylon glides
NOTES	Designed by Laura Muller Commercial grade, suitable for outdoor use Outdoor furniture covers recommended, but not required Suitable for cleaning with electrostatic hygiene cleaning sprays Ships in 3 carton boxes

**IMPORTANT INSTRUCTIONS:** Do not jump on, climb, rock, sit or stand on this item.  
Product is not designed to support human seated or standing weight.

 AVAILABLE BY  
SPECIAL ORDER ONLY



Learn more about our Accidental  
Damage Warranty at [bit.ly/SL-ADW](https://bit.ly/SL-ADW)

 **SEASONAL LIVING®**

TEL 512-554-5738 FAX 512-681-9188 WEB [SeasonalLiving.com](https://SeasonalLiving.com)

Visit [SeasonalLiving.com](https://SeasonalLiving.com) for complete product information.  
Seasonal Living reserves the right to make minor design changes and to discontinue items,  
materials and/or colors without notice. Printed colors cannot be guaranteed for accuracy.





**MEDITATION RECTANGLE DINING TABLE  
108" WITH LIMESTONE + ENERGY BASES**

ITEM NUMBER	S1567134712	LIMESTONE FINISH TOP   LIMESTONE FINISH + ENERGY BASES
DIMENSIONS (IN)	NET 108W 46D 30H	TOP 108W 46D 2.5H   BASE EA 26W 26D 28.5H GROSS TOP 115W 53ZD 7.5H   BASE EA 30W 30D 32.5H
DIMENSIONS (CM)	NET 274W 117D 76H	TOP 274W 117D 6H   BASE EA 66W 66D 72H GROSS TOP 291.5W 134D 18.5H   BASE EA 76W 76D 82H
WEIGHT	NET 370LB	TOP 194LB   BASE EA 88LB   GROSS 458.5LB NET 168KG
VOLUME	57.6CBF	1.63CBM
MATERIALS	Fiber Reinforced Polymer (FRP) with Limestone + Energy finish, powder-coated steel frame, adjustable nylon glides	
NOTES	Designed by Laura Muller Commercial grade, suitable for outdoor use Outdoor furniture covers recommended, but not required Suitable for cleaning with electrostatic hygiene cleaning sprays Ships in 3 carton boxes	

**IMPORTANT INSTRUCTIONS:** Do not jump on, climb, rock, sit or stand on this item. Product is not designed to support human seated or standing weight.



TEL 512-554-5738 FAX 512-681-9188 WEB SeasonalLiving.com

Visit SeasonalLiving.com for complete product information. Seasonal Living reserves the right to make minor design changes and to discontinue items, materials and/or colors without notice. Printed colors cannot be guaranteed for accuracy.

Learn more about our Accidental Damage Warranty at [bit.ly/SL-ADW](https://bit.ly/SL-ADW)





**MEDITATION ROUND DINING TABLE WITH LIMESTONE BASE**

ITEM NUMBER	S1568714771 LIMESTONE FINISH TOP + BASE <b>SPECIAL ORDER ONLY</b>
DIMENSIONS (IN)	NET 66 DIA 30 H TOP 66 DIA 2.5 H BASE 26 W 26 D 28.5 H GROSS TOP 72.5 W 72.5 D 7.5 H BASE 30 W 30 D 32.5 H
DIMENSIONS (CM)	NET 168 DIA 76 H TOP 168 DIA 6 H BASE 66 W 66 D 72 H GROSS TOP 184 W 184 D 18.5 H BASE 76 W 76 D 82 H
WEIGHT	NET 209.5 LB TOP 132.5 LB BASE 77 LB   GROSS 259.5 LB NET 95 KG TOP 60 KG BASE 35 KG   GROSS 107 KG
VOLUME	38.8 CBF 1.1 CBM
MATERIALS	Fiber Reinforced Polymer (FRP) with Limestone finish, powder-coated steel frame, adjustable nylon glides
NOTES	Designed by Laura Muller Commercial grade, suitable for outdoor use Outdoor furniture covers recommended, but not required Suitable for cleaning with electrostatic hygiene cleaning sprays Ships in 2 carton boxes

**IMPORTANT INSTRUCTIONS:** Do not jump on, climb, rock, sit or stand on this item. Product is not designed to support human seated or standing weight.

 AVAILABLE BY SPECIAL ORDER ONLY



Learn more about our Accidental Damage Warranty at [bit.ly/SL-ADW](https://bit.ly/SL-ADW)

 **SEASONAL LIVING®**

TEL 512-554-5738 FAX 512-681-9188 WEB [SeasonalLiving.com](https://SeasonalLiving.com)

Visit [SeasonalLiving.com](https://SeasonalLiving.com) for complete product information. Seasonal Living reserves the right to make minor design changes and to discontinue items, materials and/or colors without notice. Printed colors cannot be guaranteed for accuracy.





**MEDITATION ROUND DINING TABLE  
WITH LIMESTONE + ENERGY BASE**

ITEM NUMBER	S156891471	LIMESTONE FINISH TOP   LIMESTONE FINISH + ENERGY BASE	
DIMENSIONS (IN)	NET 66 DIA 30 H	TOP 66 DIA 2.5 H	BASE 26 W 26 D 28.5 H
	GROSS TOP 72.5 W 72.5 D 7.5 H	BASE 30 W 30 D 32.5 H	
DIMENSIONS (CM)	NET 168 DIA 76 H	TOP 168 DIA 6 H	BASE 66 W 66 D 72 H
	GROSS TOP 184 W 184 D 18.5 H	BASE 76 W 76 D 82 H	
WEIGHT	NET 220.5 LB	TOP 132.5 LB	BASE 88 LB   GROSS 247 LB
	NET 100 KG	TOP 60 KG	BASE 40 KG   GROSS 112 KG
VOLUME	38.8 CBF	1.1 CBM	
MATERIALS	Fiber Reinforced Polymer (FRP) with Limestone + Energy finish, powder-coated steel frame, adjustable nylon glides		
NOTES	Designed by Laura Muller		
	Commercial grade, suitable for outdoor use		
	Outdoor furniture covers recommended, but not required		
	Suitable for cleaning with electrostatic hygiene cleaning sprays		
	Ships in 2 carton boxes		

**IMPORTANT INSTRUCTIONS:** Do not jump on, climb, rock, sit or stand on this item. Product is not designed to support human seated or standing weight.



TEL 512-554-5738 FAX 512-681-9188 WEB SeasonalLiving.com

Visit SeasonalLiving.com for complete product information. Seasonal Living reserves the right to make minor design changes and to discontinue items, materials and/or colors without notice. Printed colors cannot be guaranteed for accuracy.

Learn more about our Accidental Damage Warranty at [bit.ly/SL-ADW](https://bit.ly/SL-ADW)

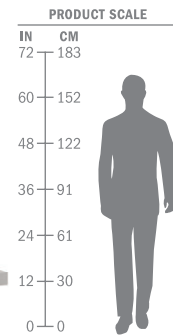




### MEDITATION SQUARE COFFEE TABLE

ITEM NUMBER	S15661003
DIMENSIONS (IN)	NET 40W 40D 15.5H   GROSS 46W 46D 20.5H
DIMENSIONS (CM)	NET 102W 102D 38H   GROSS 116.5W 116.5D 51.5H
WEIGHT	NET 109LB GROSS 144.5LB   NET 49.5KG GROSS 65.5KG
VOLUME	24.7 CBF .7 CBM
MATERIALS	Fiber Reinforced Polymer (FRP) with Limestone finish, powder-coated steel frame, adjustable nylon glides
NOTES	<p>Designed by Laura Muller</p> <p>Commercial grade, suitable for outdoor use</p> <p>Outdoor furniture covers recommended, but not required</p> <p>Suitable for cleaning with electrostatic hygiene cleaning sprays</p> <p>Ships in 1 carton box</p>

**IMPORTANT INSTRUCTIONS:** Do not jump on, climb, rock, sit or stand on this item. Product is not designed to support human seated or standing weight.



Learn more about our Accidental Damage Warranty at [bit.ly/SL-ADW](http://bit.ly/SL-ADW)



TEL 512-554-5738 FAX 512-681-9188 WEB [SeasonalLiving.com](http://SeasonalLiving.com)

Visit [SeasonalLiving.com](http://SeasonalLiving.com) for complete product information. Seasonal Living reserves the right to make minor design changes and to discontinue items, materials and/or colors without notice. Printed colors cannot be guaranteed for accuracy.



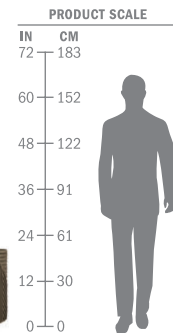




## SERENITY “ENERGY” TEXTURED ROUND DRUM TABLE

ITEM NUMBER	S1568804146
DIMENSIONS (IN)	NET 26 DIA 20 H   GROSS 29 W 29 D 23 H
DIMENSIONS (CM)	NET 66 DIA 51 H   GROSS 73.5 W 73.5 D 59 H
WEIGHT	NET 46.5 LB GROSS 55 LB   NET 21 KG GROSS 25 KG
VOLUME	11.3 CBF .32 CBM
MATERIALS	Fiber Reinforced Polymer (FRP) with Energy finish, powder-coated steel frame, adjustable nylon glides
NOTES	Designed by Laura Muller Commercial grade, suitable for outdoor use Outdoor furniture covers recommended, but not required Suitable for cleaning with electrostatic hygiene cleaning sprays Ships in 1 carton box

**IMPORTANT INSTRUCTIONS:** Do not jump on, climb, rock, sit or stand on this item. Product is not designed to support human seated or standing weight.



Learn more about our Accidental Damage Warranty at [bit.ly/SL-ADW](http://bit.ly/SL-ADW)

**SEASONAL LIVING®**

TEL 512-554-5738 FAX 512-681-9188 WEB SeasonalLiving.com

Visit SeasonalLiving.com for complete product information. Seasonal Living reserves the right to make minor design changes and to discontinue items, materials and/or colors without notice. Printed colors cannot be guaranteed for accuracy.

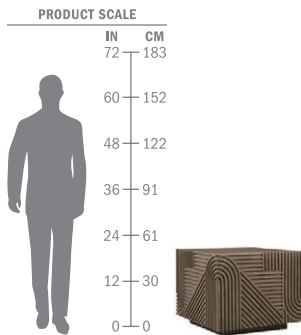




### SERENITY “ENERGY” TEXTURED SQUARE TABLE

ITEM NUMBER	S1568809116
DIMENSIONS (IN)	NET 24 W 24 D 20 H   GROSS 27 W 27 D 23 H
DIMENSIONS (CM)	NET 61 W 61 D 51 H   GROSS 68 W 68 D 59 H
WEIGHT	NET 68.5 LB GROSS 77 LB   NET 4317 KG GROSS 35 KG
VOLUME	9.5 CBF .27 CBM
MATERIALS	Fiber Reinforced Polymer (FRP) with Energy finish, powder-coated steel frame, adjustable nylon glides
NOTES	Designed by Laura Muller Commercial grade, suitable for outdoor use Outdoor furniture covers recommended, but not required Suitable for cleaning with electrostatic hygiene cleaning sprays Ships in 1 carton box

**IMPORTANT INSTRUCTIONS:** Do not jump on, climb, rock, sit or stand on this item. Product is not designed to support human seated or standing weight.




**SEASONAL LIVING®**

TEL 512-554-5738 FAX 512-681-9188 WEB SeasonalLiving.com

Visit SeasonalLiving.com for complete product information. Seasonal Living reserves the right to make minor design changes and to discontinue items, materials and/or colors without notice. Printed colors cannot be guaranteed for accuracy.

Learn more about our Accidental Damage Warranty at [bit.ly/SL-ADW](https://bit.ly/SL-ADW)


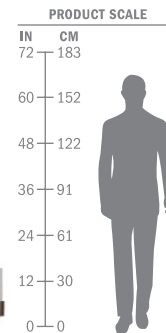




## TRANQUILITY RECTANGLE COFFEE TABLE

ITEM NUMBER	S15638061316
DIMENSIONS (IN)	NET 60W 32D 15H   GROSS 64.5W 36.5D 20H
DIMENSIONS (CM)	NET 152W 81D 38H   GROSS 163.5W 92.5D 50.5H
WEIGHT	NET 139LB GROSS 160LB   NET 63KG GROSS 72.5KG
VOLUME	26.8CBF .76CBM
MATERIALS	Fiber Reinforced Polymer (FRP) with Limestone + Energy finish, powder-coated steel frame, adjustable nylon glides
NOTES	Designed by Laura Muller Commercial grade, suitable for outdoor use Outdoor furniture covers recommended, but not required Suitable for cleaning with electrostatic hygiene cleaning sprays Ships in 1 carton box

**IMPORTANT INSTRUCTIONS:** Do not jump on, climb, rock, sit or stand on this item. Product is not designed to support human seated or standing weight.



Learn more about our Accidental Damage Warranty at [bit.ly/SL-ADW](https://bit.ly/SL-ADW)

 **SEASONAL LIVING®**

TEL 512-554-5738 FAX 512-681-9188 WEB [SeasonalLiving.com](https://SeasonalLiving.com)

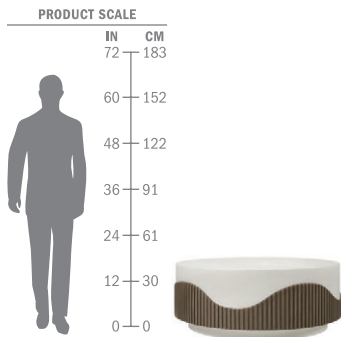
Visit [SeasonalLiving.com](https://SeasonalLiving.com) for complete product information. Seasonal Living reserves the right to make minor design changes and to discontinue items, materials and/or colors without notice. Printed colors cannot be guaranteed for accuracy.





### TRANQUILITY ROUND COFFEE TABLE

ITEM NUMBER	S156611006
DIMENSIONS (IN)	NET 42 DIA 16 H   GROSS 46.5 W 46.5 D 21 H
DIMENSIONS (CM)	NET 107 DIA 41 H   GROSS 118 W 118 D 53.5 H
WEIGHT	NET 93.5 LB GROSS 112.5 LB   NET 42.5 KG GROSS 51 KG
VOLUME	26.1 CBF .74 CBM
MATERIALS	Fiber Reinforced Polymer (FRP) with Limestone + Energy finish, powder-coated steel frame, adjustable nylon glides
NOTES	Designed by Laura Muller Commercial grade, suitable for outdoor use Outdoor furniture covers recommended, but not required Suitable for cleaning with electrostatic hygiene cleaning sprays Ships in 1 carton box



**IMPORTANT INSTRUCTIONS:** Do not jump on, climb, rock, sit or stand on this item. Product is not designed to support human seated or standing weight.



TEL 512-554-5738 FAX 512-681-9188 WEB SeasonalLiving.com

Visit SeasonalLiving.com for complete product information. Seasonal Living reserves the right to make minor design changes and to discontinue items, materials and/or colors without notice. Printed colors cannot be guaranteed for accuracy.

Learn more about our Accidental Damage Warranty at [bit.ly/SL-ADW](https://bit.ly/SL-ADW)











PROVENANCE SIGNATURE COLLECTION WICKER

PHOTOGRAPHY BY PUBLIC 311 DESIGN



# PROVENANCE SIGNATURE COLLECTION WICKER

BY LAURA MULLER



## EASY CARE

- All-weather synthetic wicker for no-worries outdoor living
- Minimal maintenance required
- Removable and washable cushion covers



## MADE FOR THE OUTDOORS

- Does not absorb moisture, will not rot or splinter
- Excellent weathering resistance



## SUPPORT WOMEN

- Female-owned design business
- Our goal is to support women-owned firms whenever possible



## HIGH DURABILITY

- Fade-resistant material
- Resistance to corrosive substances: Oil, bugs, salt spray







### ECO-FRIENDLY HDPE

- 100% recyclable
- Manufactured from recycled plastic materials
- The most environmentally stable of all plastics, no harmful fumes into the environment and requiring minimal energy to produce
- LEED-suitable material



### PROUD TO BE AN AMERICAN

- Supporting USA business through exceptional American design excellence



### BUILT TO LAST

- Outstanding protection and longevity
- Aluminum frame delivers strength comparable to steel with unmatched lightweight design



### HDPE ADVANTAGES

- Lower maintenance costs compared to natural materials











### LEEWARD DINING CHAIR

ITEM NUMBER	A6207901407 SET OF 2
DIMENSIONS (IN)	NET 24.5 W 26.5 D 34 H SEAT WIDTH 18 SEAT DEPTH 19 SEAT HEIGHT 18.5 ARM HEIGHT 23.5 GROSS SET OF 2 33.5 W 30 D 47.5 H
DIMENSIONS (CM)	NET 62 W 67.5 D 86.5 H SEAT WIDTH 45.5 SEAT DEPTH 48.5 SEAT HEIGHT 47 ARM HEIGHT 59.5 GROSS SET OF 2 85 W 76 D 120.5 H
WEIGHT	NET 21.5 LB GROSS SET OF 2 37.5 LB   NET 10 KG GROSS SET OF 2 17 KG
VOLUME	36.4 CBF 1.03 CBM
MATERIALS	Powder-coated aluminum frame, HDPE (high-density polypropylene) Sea Wattle wicker weave, nylon glides; regular foam seat cushion with raincoat, Sunproof Palazzo 163 Olefin zippered cover
NOTES	Designed by Laura Muller Commercial grade, suitable for outdoor use Sold as set of 2 Includes seat cushion Ships in 1 carton box



TEL 512-554-5738 FAX 512-681-9188 WEB SeasonalLiving.com

Visit SeasonalLiving.com for complete product information. Seasonal Living reserves the right to make minor design changes and to discontinue items, materials and/or colors without notice. Printed colors cannot be guaranteed for accuracy.

Learn more about our Accidental Damage Warranty at [bit.ly/SL-ADW](https://bit.ly/SL-ADW)





**LEEWARD LOUNGE CHAIR**

<b>ITEM NUMBER</b>	S6201914406
<b>DIMENSIONS (IN)</b>	NET 30.5W 30.5D 31H SEAT WIDTH 22.5 SEAT DEPTH 23.5 SEAT HEIGHT 17 ARM HEIGHT 22.5 GROSS 33W 33D 32.5H
<b>DIMENSIONS (CM)</b>	NET 77.5W 77.5D 78.5H SEAT WIDTH 57 SEAT DEPTH 59.5 SEAT HEIGHT 43 ARM HEIGHT 57 GROSS 84W 84D 82.5H
<b>WEIGHT</b>	NET 28.5LB GROSS 46.5LB   NET 13KG GROSS 21KG
<b>VOLUME</b>	39.9CBF 1.13CBM
<b>MATERIALS</b>	Powder-coated aluminum frame, HDPE (high-density polypropylene) Sea Wattle wicker weave, nylon glides; regular foam seat cushion with raincoat, crushed QuickDry foam back cushion, Sunproof Palazzo 163 Olefin zippered covers
<b>NOTES</b>	Designed by Laura Muller Commercial grade, suitable for outdoor use Includes seat and back cushions Pair this item with our Leeward Ottoman Ships in 1 carton box



Learn more about our Accidental Damage Warranty at [bit.ly/SL-ADW](http://bit.ly/SL-ADW)



TEL 512-554-5738 FAX 512-681-9188 WEB SeasonalLiving.com

Visit SeasonalLiving.com for complete product information. Seasonal Living reserves the right to make minor design changes and to discontinue items, materials and/or colors without notice. Printed colors cannot be guaranteed for accuracy.





### LEEWARD OTTOMAN

ITEM NUMBER	A6207912522
DIMENSIONS (IN)	NET 24.5 W 24.5 D 17 H   GROSS 26 W 26 D 15 H
DIMENSIONS (CM)	NET 62 W 62 D 43 H   GROSS 66 W 66 D 109 H
WEIGHT	NET 12.5 LB GROSS 21 LB   NET 5.5 KG GROSS 9.5 KG
VOLUME	6 CBF .17 CBM
MATERIALS	Powder-coated aluminum frame, HDPE (high-density polypropylene) Sea Wattle wicker weave, nylon glides; regular foam seat cushion with raincoat, Sunproof Palazzo 163 Olefin zippered cover
NOTES	Designed by Laura Muller Commercial grade, suitable for outdoor use Includes seat cushion Pair this item with our Leeward Lounge Chair Ships in 1 carton box



TEL 512-554-5738 FAX 512-681-9188 WEB SeasonalLiving.com

Visit SeasonalLiving.com for complete product information. Seasonal Living reserves the right to make minor design changes and to discontinue items, materials and/or colors without notice. Printed colors cannot be guaranteed for accuracy.

Learn more about our Accidental Damage Warranty at [bit.ly/SL-ADW](https://bit.ly/SL-ADW)





TEL 512-554-5738 FAX 512-681-9188

EMAIL [sales@SeasonalLiving.com](mailto:sales@SeasonalLiving.com)

WEB [SeasonalLiving.com](http://SeasonalLiving.com)

Version 23-1229