



13401 Brooks Drive  
Baldwin Park, CA 91706  
p 626 338 8810  
f 626 338 8816

[shademaker.com](http://shademaker.com)



©2023 Shademaker. All Rights Reserved. SM-CAT-0923

**SHADEMAKER**  
architectural shade

**2024** COLLECTIONS

SHADEMAKER  
architectural shade







02	<b>INTRODUCTION</b>
04	<b>AQUARIUS</b>
16	<b>LIBRA</b>
28	<b>ATLAS</b>
40	<b>ASTRAL</b>
52	<b>SOLARIS</b>
64	<b>POLARIS</b>
76	<b>ORION</b>
88	<b>FRAME FINISHES</b>
94	<b>MOUNT KITS &amp; BASES</b>
100	<b>FABRICS</b>



The architectural essence of Shademaker umbrellas began with a unified design, form, and structure. From this foundation, Shademaker elevates its offering of signature looks by introducing well-crafted styles with advanced functionality and durable materials.

With exacting attention to detail, Shademaker delivers the highest standards of quality, innovation, and unparalleled luxury. Every umbrella embodies true beauty and elegance, making Shademaker the finest shade solution available.







SHOWN | **SOL-27S-SG** in 40433 Cast Silver











# AQUARIUS

The Aquarius is designed with unbeatable durability and functionality in mind. Featuring commercial-grade fiberglass ribs and a push-up automatic locking system, this center post is built for strength and longevity. Ideal for a wide range of applications, including ocean and pool side environments, the Aquarius provides reliable shade and modern design to elevate the space.





SHOWN | **AQU-27-SS** in 5402 Granite

collection **AQUARIUS** | 7





# AQUARIUS

| CENTER POST UMBRELLA |



## **AQU-23**

OCTAGON

7.5 ft | 2.3 m



## **AQU-23S**

SQUARE

7.5 ft | 2.3 m



## **AQU-27**

OCTAGON

9 ft | 2.7 m

---

Commercial grade fiberglass ribs  
Easy push-up automatic locking system  
Commercial strength nylon hub and fittings  
Commercial grade canopy fasteners adding durability and design  
Ideal for a wide range of applications, including ocean and pool side environments  
Includes high performance protective cover





---

The Aquarius exemplifies innovation through its sleek design, practical functionality, and robust construction.







SHOWN | **AQU-235-SS** in 5402 Granite





















# LIBRA

The Libra delivers beauty, functionality, and unquestionable durability. This center post umbrella was designed for most commercial applications featuring an easy to use push up system with secure automatic locking. The Libra's internal counterweight design ensures the umbrella opens easily and glides to a close. In larger sizes, a telescoping mast is featured for ultimate shade functionality.







SHOWN | **LIB-25S-AW** in 5404 Natural





# LIBRA

| CENTER POST UMBRELLA |



## LIB-20S

SQUARE

6.5 ft | 2.0 m



## LIB-25

OCTAGON

8 ft | 2.5 m



## LIB-25S

SQUARE

8 ft | 2.5 m



## LIB-27\*

OCTAGON

9 ft | 2.7 m



## LIB-27S\*

SQUARE

9 ft | 2.7 m

Easy push-up automatic locking system  
Internal counterweight to close with ease  
Telescoping mast\*  
Modernly designed aluminum hub and fittings  
Commercial grade canopy fasteners adding durability and design  
Includes high performance protective cover



---

Form, function, and unquestionable durability, the Libra embodies the true meaning of innovation.







SHOWN | LIB-25S-SG in 40433 Cast Silver















# ATLAS

An ideal solution for most shade applications is the Atlas center post umbrella with a quick and effortless crank to open and close. This telescoping umbrella allows for unobstructed closure over tables and chairs with a few simple rotations of the removable crank handle.





SHOWN | **ATL-30S-SG** in 40433 Cast Silver





# ATLAS

| CENTER POST UMBRELLA |



## ATL-30

OCTAGON  
10 ft | 3.0 m



## ATL-30S

SQUARE  
10 ft | 3.0 m



## ATL-35S

SQUARE  
11.5 ft | 3.5 m



## ATL-40

OCTAGON  
13 ft | 4.0 m

Telescoping mast  
Quick and effortless crank lift system  
Modernly designed aluminum hub and fittings  
Commercial grade canopy fasteners adding durability and design  
Removable crank handle  
Galvanized internal mast stem  
Includes aluminum mast stem cover  
Includes high performance protective cover




With its simplistic design and ease of use, the Atlas provides luxurious shade and comfort.

























# ASTRAL

This imposing center post umbrella offers unparalleled strength, durability, and minimalistic design. While offering expansive shade, this umbrella opens and closes easily over tables and chairs with only a few simple rotations of the removable crank handle. The Astral is perfect for large size outdoor spaces.







SHOWN | **AST-40S-SS** in 5404 Natural





# ASTRAL

| CENTER POST UMBRELLA |



## AST-40S

SQUARE

13 ft | 4.0 m



## AST-50

OCTAGON

16.5 ft | 5.0 m



## AST-50S

SQUARE

16.5 ft | 5.0 m

---

- Telescoping mast
- Quick and effortless crank lift system
- Modernly designed aluminum hub and fittings
- Commercial grade canopy fasteners adding durability and design
- Removable crank handle
- Galvanized internal mast stem
- Includes aluminum mast stem cover
- Includes high performance protective cover



---

Superior in design and durability, the Astral expansive shade with unparalleled strength.
























# SOLARIS

Modern elegance is redefined in the Solaris side post umbrella, with curved lines and soft edges. Inspired by the larger size Polaris, the Solaris impresses in function with an effortless crank to open and infinite tilt function to provide shade coverage at any time of the day.







SHOWN | **SOL-27S-SG** in 40433 Cast Silver


collection **SOLARIS** | 55





# SOLARIS

| SIDE POST UMBRELLA |




## SOL-27S

SQUARE  
9 ft | 2.7 m



## SOL-30

OCTAGON  
10 ft | 3.0 m



## SOL-30S

SQUARE  
10 ft | 3.0 m



## SOL-35

OCTAGON  
11.5 ft | 3.5 m

Simple to operate infinite front to back tilt system  
360° rotation with 8 locking positions  
Removable crank handle  
Modernly designed aluminum hub and fittings  
Commercial grade canopy fasteners adding durability and design  
Galvanized internal mast stem  
Includes aluminum mast stem cover  
Includes high performance protective cover



---

Striking yet unimposing, the curved lines and soft edges of the hubs and fittings evokes luxury.





shademaker

shademaker

close

open











shademaker











# POLARIS

The Polaris is the true definition of form and function. This elegant and robust side post umbrella provides larger size ranges. With its infinite tilt functionality, sophisticated styling, and superb construction, the Polaris is one of our most popular models.





SHOWN | **POL-35S-AW** in 5413 Spa





# POLARIS

| SIDE POST UMBRELLA |



**POL-35S**

SQUARE

11.5 ft | 3.5 m



**POL-340RT**

RECTANGLE

10 x 13 ft | 3.0 x 4.0 m



**POL-40**

OCTAGON

13 ft | 4.0 m

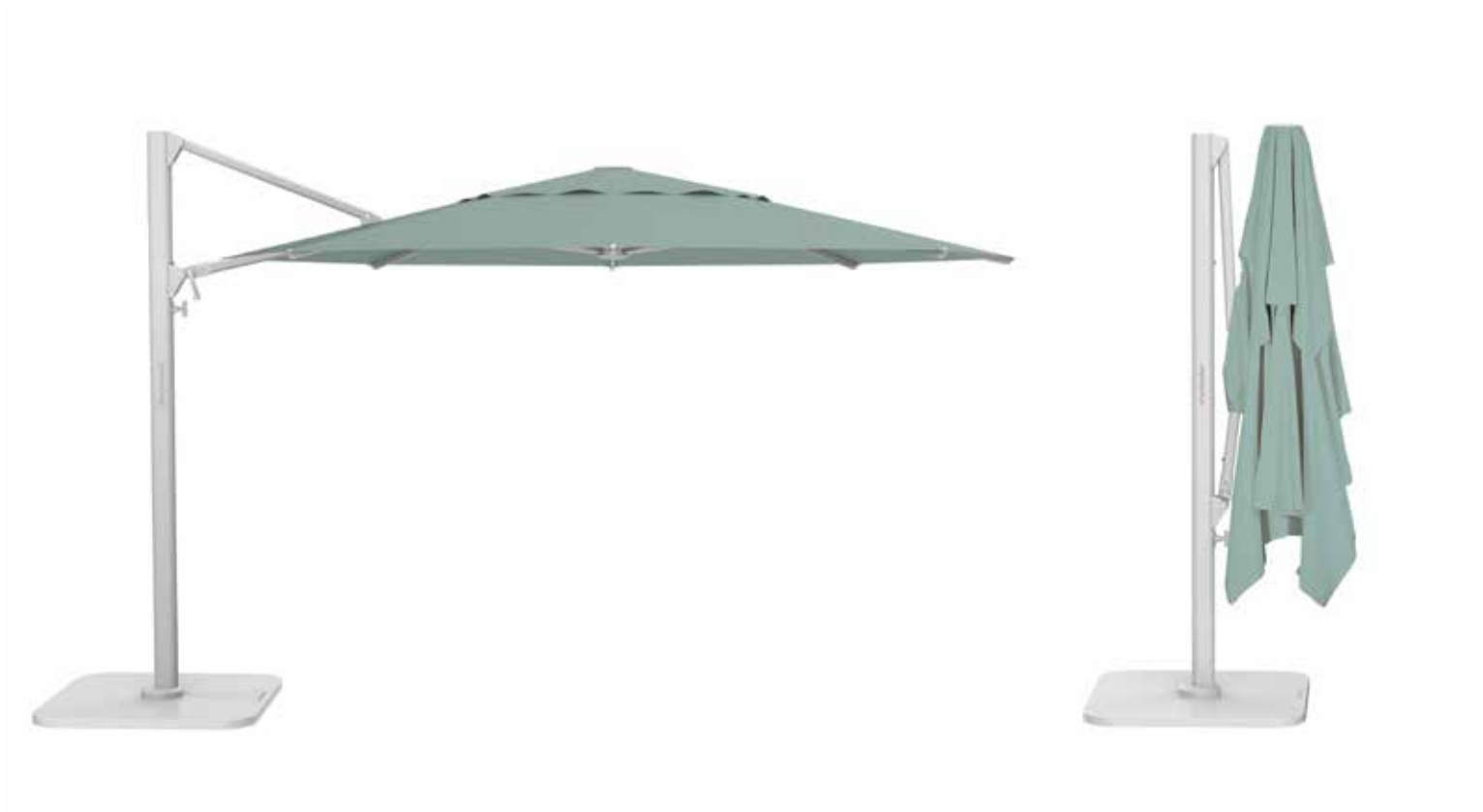


**POL-40S**

SQUARE

13 ft | 4.0 m

Simple to operate infinite front to back tilt system  
360° rotation with 8 locking positions  
Removable crank handle  
Modernly designed aluminum hub and fittings  
Commercial grade canopy fasteners adding durability and design  
Galvanized internal mast stem  
Includes aluminum mast stem cover  
Includes high performance protective cover



The Polaris seamlessly blends modern design and functionality, with a touch of elegance.





shad

↑ close  
↓ open


shademaker











SHADEMAKER











# ORION

Intended for most commercial settings, the Orion is engineered with uncompromising strength and designed with minimalistic elegance. Featuring commercial grade stainless steel cables and a detachable canopy structure, allows for a durable and easy maintenance cantilever.





SHOWN | **ORI-40-AB** in 40428 Cast Ash







**ORI-30**

OCTAGON  
10 ft | 3.0 m



**ORI-30S**

SQUARE  
10 ft | 3.0 m



**ORI-40**

OCTAGON  
13 ft | 4.0 m

- 
- Canopy structure easily detaches for storage
  - 360° rotation with 8 locking positions
  - Simple to operate crank lift system
  - Removable crank handle
  - Commercial grade stainless steel cable
  - Modernly designed aluminum hub and fittings
  - Commercial grade canopy fasteners adding durability and design
  - Galvanized internal mast stem
  - Includes aluminum mast stem cover
  - Includes high performance protective cover



---

Engineered with commercial strength and designed with timeless elegance.






















OPTIONS | **FRAME FINISHES**





SHADEMAKER

# FRAME FINISHES


Our commitment to excellence begins with using the finest of materials that protects against corrosion and fading. From anodized silver to premium textured powdered coat, our finishes are designed and formulated to endure the harshest of environments.




**SS**  
Silver Shadow



**SG**  
Shadow  
Graphite



**AB**  
Architectural  
Bronze




**AW**  
Arctic White



## FRAME FINISHES

Shademaker offers a variety of finishes to complement your outdoor space. Shademaker manufactures all its shade styles from the finest aluminum alloy to ensure strength, durability, and integrity for each and every finish.










# OPTIONS | MOUNT KITS & BASES



SHOWN | **INFINITY BASE** in Shadow Graphite

# MOUNT OPTIONS

for **AQUARIUS & LIBRA**

## External Stem

Required for Mount Kits and (SB) Steel Base Weights

**MKSB21**

4.8 lbs

SG, AB, AW




for **AQUARIUS, LIBRA, ATLAS, ASTRAL, SOLARIS, POLARIS, ORION**

## Mount Kit

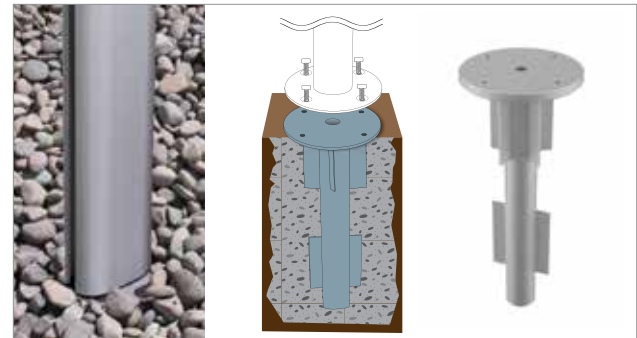
**MKC23** | Concrete

7.76 lbs | Galvanized



**MKG23** | In-Ground

6.62 lbs | Galvanized



# STEEL BASE WEIGHTS & BASES

for ATLAS, ASTRAL, SOLARIS, POLARIS, ORION



## Geomet Steel Base Weight

Galvanized Steel Plate

<b>SBGC100SQ</b>	100 <i>lbs</i>	SS, SG
<b>SBGC200SQ</b>	200 <i>lbs</i>	SS, SG



## Titan Base

Galvanized Steel Frame + Aluminum Lid

<b>BGT850</b>	118.1 <i>lbs</i>	SG, AB, AW	850 <i>lbs</i> with pavers (pavers not included)
---------------	------------------	------------	---



## Infinity Base

Galvanized Steel Frame + Aluminum Lid, Galvanized Steel Plates

<b>BXI415</b>	415 <i>lbs</i>	SG, AB, AW
<b>BXI565</b>	565 <i>lbs</i>	SG, AB, AW
<b>BXI715</b>	715 <i>lbs</i>	SG, AB, AW



# BASES FOR **AQUARIUS & LIBRA**

## **Steel Base Weight** | square steel plate

<b>SB100SQ-SG</b>	<b>SB125SQ-SG</b>
shadow graphite	shadow graphite
100 <i>lbs</i>	125 <i>lbs</i>



## **Steel Base Weight** | round steel plate

<b>SB100R-SG</b>	<b>SB125R-SG</b>
shadow graphite	shadow graphite
100 <i>lbs</i>	125 <i>lbs</i>



## **Aspen** | steel with wheels

<b>BSA120SQ-SG</b>	<b>BSA120SQ-AW</b>
shadow graphite	arctic white
120 <i>lbs</i>	120 <i>lbs</i>



## **Steel Base** | steel with casters

<b>BSK1200</b>	<b>BSK1209</b>
bronze	black
120 <i>lbs</i>	120 <i>lbs</i>



## **Commercial** | cast aluminum

<b>BA1500</b>	<b>BA1509</b>
bronze	black
150 <i>lbs</i>	150 <i>lbs</i>





## Athens | cast aluminum with wheels

<b>BTT100-SG</b>	<b>BTT100-AW</b>
shadow graphite	arctic white
108 lbs	108 lbs



## Aurora | cast aluminum with wheels

<b>BRW100-SG</b>	<b>BRW100-AB</b>	<b>BRW100-AW</b>
shadow graphite	architectural bronze	arctic white
100 lbs	100 lbs	100 lbs



## Monaco | square cast aluminum with wheels and handle

<b>BKMSQ1000</b>	<b>BKMSQ1003</b>	<b>BKMSQ1005T</b>	<b>BKMSQ1009</b>
bronze	white	platinum	black
100 lbs	100 lbs	100 lbs	100 lbs.



## Monaco | round cast aluminum with wheels and handle

<b>BKM1000</b>	<b>BKM1003</b>	<b>BKM1005T</b>	<b>BKM1009</b>
bronze	white	platinum	black
100 lbs	100 lbs	100 lbs	100 lbs



## Add-on Weight | cast iron for Athens, Aurora, and Monaco bases

<b>BW30</b>
30 lbs







# STOCK FABRICS

Price Group 1 | Sunbrella® Awning Grade | 100% Solution-Dyed Acrylic



4604 Natural



4642 Oyster



4644 Charcoal



4608 Black



4653 Mediterranean  
Blue Tweed



4601 Pacific Blue



4603 Jockey Red




4677 Tuscan



4602 Sunflower Yellow

# NON-STOCK FABRICS

Price Group 1 | Sunbrella® Awning Grade | 100% Solution-Dyed Acrylic



4634 White




4633 Linen



4628 Toast



4672 Heather Beige




4620 Beige



4676 Cocoa



4648 Taupe



4651 Silver



4630 Cadet Grey



4636 Storm



4615 Smoke



4684 Slate



4632 Ivy



4637 Forest Green



4671 Fern



4688 Basil



4600 Erin Green



4610 Turquoise



4612 Aruba



4664 Sea



4675 Capri



4624 Sky Blue



4641 Sapphire Blue



4679 Ocean Blue

# NON-STOCK FABRICS

**Price Group 1** | Sunbrella® Awning Grade | 100% Solution-Dyed Acrylic



**4678** Marine Blue



**4626** Navy



**4646** Captain Navy



**4621** True Brown



**4631** Burgundy



**4622** Terracotta



**4666** Logo Red



**4683** Parchment



**4660** Crest Birch



**4662** Crest Ash



**4695** Tresco Linen



**4696** Tresco Birch



**4616** Mocha Tweed



**4607** Charcoal  
Tweed



**4654** Linen Tweed



**4618** Walnut Brown  
Tweed



**4606** Dubonnet  
Tweed



**4605** Hemlock  
Tweed



**4617** Royal Blue  
Tweed



**4652** Mediterranean  
Blue



**4833S** Silica Gravel



**4861S** Silica Stone



**4897S** Silica  
Charcoal



**4860S** Silica Sesame



**4859S** Silica Dune



**4862S** Silica Silver



# STOCK FABRICS

Price Group 2 | Sunbrella®/ Outdura® Furniture Grade | 100% Solution-Dyed Acrylic



5404 Natural



5453 Canvas



5422 Antique Beige



5476 Heather Beige



8318 Sesame Linen



5425 Cocoa



5461 Taupe



57012 Cloud



5402 Granite



40428 Cast Ash



14067 Mushroom



5489 Coal



6457 Beacon Ash



40433 Cast Silver



48135-10 Bliss Pebble



40434 Cast Slate



54048 Charcoal



5408 Black



48080 Spectrum Indigo



5446 Forest Green



7846 Marbled Meadow



5413 Spa



14106 Seasalt



54011 Ginkgo



5416 Aruba



6407 Aquatic



40456 Cast Lagoon



5439 Navy



6433 Neptune



5401 Pacific Blue



48103S Cast Ocean



5403 Jockey Red



5407 Henna



5417 Tuscan



5438 Buttercup



56079 Milano Char Stripe

# STOCK FABRICS

Price Group 2 | Sunbrella® / Outdura® Furniture Grade | 100% Solution-Dyed Acrylic



**40524-01** Trusted Fog Stripe



**40599-01** Direction Linen Stripe



**6671** Pathway Pumice Stripe



**7863** New Block Smoke Stripe



**7865** New Block Sea Stripe



**6667** Kinzie Smoke Stripe



**6668** Kinzie Coal Stripe



**6733** Kinzie Royal Stripe



**14087** Gateway Coast Stripe



**58039** Gateway Mist Stripe



**6662** Harper Steel Stripe



**6670** Reliant Coast Stripe




**56080** Milano Cobalt Stripe



**56095** Astoria Sunset Stripe

# STOCK FABRICS

Price Group 2 | O'bravia® Awning Grade | 100% Solution-Dyed Polyester



**5804** Eggshell



**5822** Khaki



**5825** Mocha



**5827** Chocolate\*



**5851** Fog



**5808** Black



**5839** Navy



**5801** Cobalt



**5816** Aqua



**5850** Kiwi



**5803** Red